

**Concurrent remote entanglement with quantum error correction against photon losses**Ananda Roy,<sup>\*</sup> A. Douglas Stone, and Liang Jiang*Department of Applied Physics, Yale University, PO Box 208284, New Haven, Connecticut 06511, USA*

(Received 10 June 2016; published 29 September 2016)

Remote entanglement of distant, noninteracting quantum entities is a key primitive for quantum information processing. We present a protocol to remotely entangle two stationary qubits by first entangling them with propagating ancilla qubits and then performing a joint two-qubit measurement on the ancillas. Subsequently, single-qubit measurements are performed on each of the ancillas. We describe two continuous variable implementations of the protocol using propagating microwave modes. The first implementation uses propagating Schrödinger cat states as the flying ancilla qubits, a joint-photon-number-modulo-2 measurement of the propagating modes for the two-qubit measurement, and homodyne detections as the final single-qubit measurements. The presence of inefficiencies in realistic quantum systems limit the success rate of generating high fidelity Bell states. This motivates us to propose a second continuous variable implementation, where we use quantum error correction to suppress the decoherence due to photon loss to first order. To that end, we encode the ancilla qubits in superpositions of Schrödinger cat states of a given photon-number parity, use a joint-photon-number-modulo-4 measurement as the two-qubit measurement, and homodyne detections as the final single-qubit measurements. We demonstrate the resilience of our quantum-error-correcting remote entanglement scheme to imperfections. Further, we describe a modification of our error-correcting scheme by incorporating additional individual photon-number-modulo-2 measurements of the ancilla modes to improve the success rate of generating high-fidelity Bell states. Our protocols can be straightforwardly implemented in state-of-the-art superconducting circuit-QED systems.

DOI: [10.1103/PhysRevA.94.032333](https://doi.org/10.1103/PhysRevA.94.032333)**I. INTRODUCTION**

Generation of entangled states between spatially separated noninteracting quantum systems is crucial for large-scale quantum information processing. For instance, it is necessary for implementation of quantum cryptography using the Ekert protocol [1], teleportation of unknown quantum states [2], and efficient quantum communication over a distributed quantum network [3,4]. At the same time, it is also valuable for performing a loophole-free test of Bell's inequalities [5–8]. In particular, a *concurrent* remote entanglement scheme, in which no signal propagates from one qubit to the other, is a desirable feature of a scalable, module-based architecture of quantum computing [9–12].

The inevitable presence of imperfections in current experimentally accessible quantum systems have stimulated a search for remote entanglement protocols that are resilient to these imperfections. Heralded remote entanglement schemes based on interference of single photons from distant excited atoms or atomic ensembles using beam splitters and subsequent photon detection have been proposed [13–16] and demonstrated [17–21]. These protocols make use of the inherent resilience of Fock states to photon loss arising out of imperfections. As a consequence, when a successful event happens, it leads to a very high fidelity entangled state. However, the collection and detection efficiencies limit the success probability of generating entangled states. Alternate protocols using continuous variables of microwave light, in particular superpositions of coherent states, have been proposed that have a high success rate [22,23]. However, in the presence of imperfections, the success rates of these protocols diminish

drastically for generating high fidelity entangled states. This is because superpositions of coherent states are extremely susceptible to decoherence due to photon loss. The goal of this paper is to propose a concurrent, continuous-variable, remote entanglement protocol, which is amenable to quantum error correction to suppress the decoherence due to photon loss.

The protocol can be summarized as follows. In order to generate entanglement between two distant, stationary qubits, we use a propagating ancilla qubit for each of the stationary qubits. In the first step, each of the stationary qubits is entangled with its associated propagating ancilla qubit. In the next step, a two-qubit measurement ( $ZZ$ ) is performed on the propagating ancillas. This nonlinear measurement erases the “which stationary qubit is entangled to which flying qubit” information and gives rise to four-qubit entangled states. The final step is comprised of a single qubit measurement on each ancilla qubit, to disentangle them from the stationary qubits, and finally preparing the desired entangled states between the two stationary qubits.

We describe two continuous-variable implementations of the aforementioned protocol. In the first implementation, we encode the ancilla qubits in Schrödinger cat states of propagating modes of microwave light [24–27]. The logical basis states of each of the ancilla qubits are mapped to even and odd Schrödinger cat states, denoted by  $|C_{\alpha}^{\pm}\rangle$ , defined below:

$$|C_{\alpha}^{\pm}\rangle = \mathcal{N}_{\pm}(|\alpha\rangle \pm |-\alpha\rangle), \quad (1)$$

where  $\mathcal{N}_{\pm} = 1/\sqrt{2(1 \pm e^{-2|\alpha|^2})}$ . The two-qubit measurement ( $ZZ$ ) on the ancillas is a joint-photon-number-modulo-2 measurement, while the single-qubit measurements are homodyne detections. In the absence of imperfections, this protocol gives rise to maximally entangled Bell states with unit probability. However, in the presence of imperfections, photon loss leads

<sup>\*</sup>ananda.roy@yale.edu

to decoherence of the propagating (ancilla qubit) microwave modes which are entangled with the stationary qubits. This limits the success rate of generating high fidelity Bell states.

To remedy this effect, we propose a second implementation of our protocol. In this implementation, we use a different encoding of the ancilla qubits, where the logical basis states are mapped to the states  $|C_\alpha^{0,2\text{mod}4}\rangle$ , hereafter referred to as “mod 4 cat states” [26–28], of a propagating temporal mode, defined below:

$$\begin{aligned} |C_\alpha^{0\text{mod}4}\rangle &= \frac{1}{\sqrt{2\{1 + \frac{\cos(|\alpha|^2)}{\cosh(|\alpha|^2)}\}}} (|C_\alpha^+\rangle + |C_{i\alpha}^+\rangle), \\ |C_\alpha^{2\text{mod}4}\rangle &= \frac{1}{\sqrt{2\{1 - \frac{\cos(|\alpha|^2)}{\cosh(|\alpha|^2)}\}}} (|C_\alpha^+\rangle - |C_{i\alpha}^+\rangle). \end{aligned} \quad (2)$$

The state  $|C_\alpha^{0(2)\text{mod}4}\rangle$  has photon-number populations in the Fock states  $4n(4n+2), n \in \mathbb{N}$ , which is indicated by the notation  $0(2)\text{mod}4$ . For this encoding, the two-qubit  $ZZ$  measurement is a joint-photon-number-modulo-4 measurement, while the single-qubit measurements are homodyne detections. In the absence of imperfections, the joint-photon-number-modulo-4 outcome can be either 0 or 2. Now consider the case when there are imperfections. Photon loss due to these imperfections takes the populations of the propagating temporal mode from the even photon-number-parity manifold to the odd-photon-number-parity manifold. This change in photon-number-parity changes the outcome of the joint-photon-modulo-4 measurement. By detecting this change of the joint-photon-number-modulo-4 measurement outcome, we correct for the decoherence of the entangled qubit-photon states due to loss of a photon in either of the ancillas. Furthermore, additional individual photon-number-modulo-2 measurements of the ancillas, in addition to the joint-photon-number-modulo-4 measurement, suppress the loss of coherence due to loss of a single-photon in both ancillas.

Superconducting circuit-QED systems have access to a tunable, strong, and dispersive nonlinearity, in the form of the Josephson nonlinearity. Moreover, the collection and detection efficiency of microwave photons are significantly better than their optical counterparts. Further, the dominant source of imperfection in these systems is photon loss. Therefore, our scheme is ideally suited for these systems. In fact, sequential interaction of a propagating microwave photon mode with two distant qubits, using linear signal processing techniques, have successfully entangled the two qubits [29–32]. Furthermore, measurement of joint-photon-number-modulo-2 of two cavity modes has already been demonstrated in circuit-QED systems [33].

The paper is organized as follows. Section II describes our protocol using propagating ancilla qubits. Section III describes two continuous variable implementations of this protocol for the two different encodings of the ancilla qubits mentioned above. Sections IV A and IV B incorporate the effect of imperfections like undesired photon loss and detector inefficiencies for the two implementations. Section IV C compares the resilience of the two implementations to these imperfections. Section IV D discusses the improvement to our protocol by incorporating additional, individual, photon-

number-modulo-2 measurements. Our results are summarized and future directions are outlined in Sec. V.

## II. PROTOCOL USING PROPAGATING ANCILLA QUBITS

In this section, we present a concise description of our protocol to entangle two stationary, mutually noninteracting qubits, Alice (A) and Bob (B), using two propagating ancilla qubits, arnie (a) and bert (b) (cf. Fig. 1). Each qubit is initialized to its  $|+\rangle = (|g\rangle + |e\rangle)/\sqrt{2}$  state. Local entanglement is generated between Alice (Bob) and arnie (bert), by first applying a CPHASE gate between Alice (Bob) and arnie (bert), followed by a Hadamard gate on Alice (Bob). After this step, the state of Alice (Bob) and arnie (bert) is  $(|g, g\rangle + |e, e\rangle)/\sqrt{2}$ . Subsequently, a quantum nondemolition two-qubit measurement,  $Z_a Z_b$ , is performed on arnie and bert, whose outcome is denoted by  $p = \pm 1$ . This measurement gives rise to one of the two four-qubit entangled states:  $|\Psi^{p=1}\rangle = (|g, g, g, g\rangle + |e, e, e, e\rangle)/\sqrt{2}$  and  $|\Psi^{p=-1}\rangle = (|g, e, g, e\rangle + |e, g, e, g\rangle)/\sqrt{2}$ . Here, the first, second, third, and fourth positions in the kets belong to the states of Alice, Bob, arnie, and bert respectively. Since the final aim is to generate an entangled state of just Alice and Bob, arnie and bert must be disentangled from Alice and Bob, while preserving the entanglement between the latter two. This is the task of the final step. It is comprised of making  $X$  measurements on arnie and bert, whose outcomes are denoted by  $p_a (= \pm 1)$  and  $p_b (= \pm 1)$  respectively. Conditioned

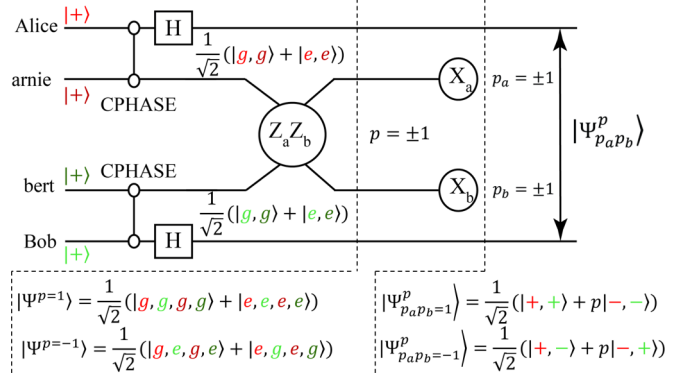


FIG. 1. Remote entanglement protocol schematic. The first step of the protocol is comprised of local entanglement generation between two stationary, mutually noninteracting qubits, Alice (in red) and Bob (in green), with propagating ancilla qubits, arnie (in dark red) and bert (in dark green). To that end, the four qubits are initialized to their respective  $|+\rangle$  states. Subsequently, a CPHASE gate is applied between Alice (Bob) and arnie (bert), followed by a Hadamard rotation on Alice (Bob). After this step, the entangled state of Alice (Bob) and arnie (bert) is  $(|g, g\rangle + |e, e\rangle)/\sqrt{2}$ . Next, a two-qubit measurement,  $Z_a Z_b$ , is performed on arnie and bert. Conditioned on the measurement outcome  $p = \pm 1$ , a four-qubit entangled state is generated:  $|\Psi^{p=1}\rangle = (|g, g, g, g\rangle + |e, e, e, e\rangle)/\sqrt{2}$  or  $|\Psi^{p=-1}\rangle = (|g, e, g, e\rangle + |e, g, e, g\rangle)/\sqrt{2}$ . Subsequently, single-qubit measurements ( $X$ ) are performed on arnie and bert, denoted by  $X_a, X_b$ , with measurement outcomes  $p_a, p_b = \pm 1$ . Conditioned on the three measurement outcomes  $p, p_a, p_b$ , Alice and Bob are projected onto a particular entangled state  $|\Psi^p_{p_a p_b=1}\rangle = (|+, +\rangle + p|-, -\rangle)/\sqrt{2}$  or  $|\Psi^p_{p_a p_b=-1}\rangle = (|+, -\rangle + p|-, +\rangle)/\sqrt{2}$ .

on the three measurement outcomes  $p, p_a, p_b$ , Alice and Bob get entangled with each other, with the final state being  $|\Psi_{p_a p_b=1}^p\rangle = (|+, +\rangle + p|-, -\rangle)/\sqrt{2}$  or  $|\Psi_{p_a p_b=-1}^p\rangle = (|+, -\rangle + p|-, +\rangle)/\sqrt{2}$ . Here,  $|-\rangle = (|g\rangle - |e\rangle)/\sqrt{2}$ .

In what follows, we describe proposals for the continuous variable implementations that realize the aforementioned protocol.

### III. IMPLEMENTATION USING PROPAGATING SUPERPOSITIONS OF COHERENT STATES

The first implementation uses the mapping of the ground (excited) state of the ancilla qubits to even (odd) Schrödinger cat states  $|C_\alpha^{+(-)}\rangle$  (cf. Fig. 2). Consequently, the states  $|\pm\rangle$  are approximately mapped to coherent states  $|\pm\alpha\rangle$ . The ZZ measurement is performed by a joint-photon-number-modulo-2 measurement, while the X measurements are performed by homodyne detections. In the second implementation, we map the ground (excited) states of the ancillas to the mod 4 cat states  $|C_\alpha^{0(2)\text{mod}4}\rangle$ , whence the  $|+\rangle$  ( $|-\rangle$ ) are approximately mapped to even cat states  $|C_{\alpha(i\alpha)}^+\rangle$ . In this case, the ZZ measurement is achieved by a joint-photon-number-modulo-4 measurement, while the X measurements are performed by homodyne detections. As will be shown later, the use of continuous measurements in the final step allows us to postselect on outcomes that give rise to high-fidelity Bell states. In this section, we treat the case of perfect quantum efficiency, and incorporate imperfections in our computational model in Sec. IV.

#### A. Implementation using Schrödinger cat states

In the first step of the protocol, local entanglement is generated between a stationary transmon qubit, Alice (Bob), and a propagating microwave mode, arnie (bert), giving rise to the following states:  $(|g, C_\alpha^+\rangle + |e, C_\alpha^-\rangle)/\sqrt{2}$  [ $(|g, C_\beta^+\rangle +$

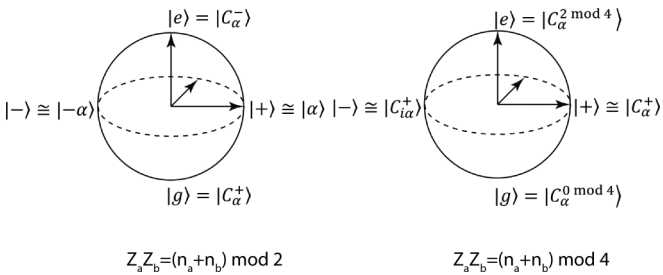


FIG. 2. Cat-qubit mapping schematic. Left: The ground (excited) state of each of the ancilla qubits is mapped to even (odd) Schrödinger cat states  $|C_\alpha^{+(-)}\rangle$  [see Eq. (1)]. Consequently, the states  $|\pm\rangle$  are mapped to coherent states  $|\pm\alpha\rangle$ . In this mapping,  $Z_a Z_b$  on the propagating ancilla qubits corresponds to a joint photon-number-modulo-2 measurement of the propagating microwave modes. Right: The ground (excited) state of each of the ancilla qubits is mapped to mod 4 cat states  $|C_\alpha^{0(2)\text{mod}4}\rangle$  [see Eq. (2)]. Consequently,  $|\pm\rangle$  are mapped to even cat states  $|C_{\alpha(i\alpha)}^+\rangle$ . In this mapping,  $Z_a Z_b$  on the propagating ancilla qubits corresponds to a joint photon-number-modulo-4 measurement of the propagating microwave modes. For both encodings, the single-qubit measurements (X) can be implemented by homodyne detections (not shown in the figure for brevity).

$|e, C_\beta^-\rangle)/\sqrt{2}$ ]. This specific entangled state can be generated by first generating this entangled state inside a qubit-cavity system using the protocol proposed in [34] and experimentally demonstrated in [35]. Without loss of generality, we choose  $\alpha, \beta \in \text{real}, \alpha = \beta > 0$ . We require the temporal profile of the modes of arnie and bert as they fly away from Alice and Bob to be  $e^{\kappa_a t/2} \cos(\omega_a t) \Theta(-t)$  and  $e^{\kappa_b t/2} \cos(\omega_b t) \Theta(-t)$  respectively, where  $\omega_{a,b}, \kappa_{a,b}$  are defined below. The specific temporal mode profile can be implemented using a Q switch [36,37] and is necessary for these modes to be subsequently captured in resonators for the joint-photon-number-modulo-2 measurement. The total state of the system, comprised of Alice, Bob, arnie, and bert, can be written as

$$|\Psi_{\text{ABab}}\rangle = \frac{1}{2}(|g, g, C_\alpha^+, C_\alpha^+\rangle + |e, e, C_\alpha^-, C_\alpha^-\rangle + |g, e, C_\alpha^+, C_\alpha^-\rangle + |e, g, C_\alpha^-, C_\alpha^+\rangle). \quad (3)$$

Next, a joint-photon-number-modulo-2 measurement is performed on these propagating microwave modes as follows. The propagating microwave modes, entangled with the stationary qubits, pass through transmission lines and are resonantly incident on two cavities, exciting their fundamental modes with frequencies (decay rates)  $\omega_a(\kappa_a)$  and  $\omega_b(\kappa_b)$ , respectively. Due to the specific form of the chosen mode profile, at  $t = 0$ , these propagating modes get perfectly captured in these cavities. Subsequently, their joint-photon-number-modulo-2 is measured by coupling a transmon qubit to these modes [33]. An even (odd) joint-photon-number-modulo-2 outcome corresponds to a measurement result  $p = +1$  ( $p = -1$ ) and the four-mode state, in absence of transmission losses and measurement imperfections, can be written as

$$|\Psi_{\text{ABab}}^{p=1}\rangle = \frac{1}{\sqrt{2}}(|g, g, C_\alpha^+, C_\alpha^+\rangle + |e, e, C_\alpha^-, C_\alpha^-\rangle), \quad (4)$$

$$|\Psi_{\text{ABab}}^{p=-1}\rangle = \frac{1}{\sqrt{2}}(|g, e, C_\alpha^+, C_\alpha^-\rangle + |e, g, C_\alpha^-, C_\alpha^+\rangle). \quad (5)$$

After this measurement, the ancilla qubits, arnie and bert, are entangled to Alice and Bob. The last step of the protocol performs the crucial function of disentangling Alice and Bob from the propagating ancillas, while preserving the entanglement between Alice and Bob. This is done by performing homodyne measurement along the direction  $\arg(\alpha)$  of each of the outgoing microwave modes. Since we have chosen  $\alpha \in \text{real}$ , the X quadratures of the microwave modes need to be measured. From Eqs. (4) and (5), it follows that the pair of outcomes of the integrated homodyne signal  $(x_a, x_b) = (\alpha, \alpha)$  or  $(-\alpha, -\alpha)$  projects Alice and Bob to  $(|+, +\rangle + p|-, -\rangle)/\sqrt{2}$ . Similarly, an outcome  $(\alpha, -\alpha)$  or  $(-\alpha, \alpha)$  projects Alice and Bob to  $(|+, -\rangle + p|-, +\rangle)/\sqrt{2}$ .

For a given  $p$ , after the homodyne detections of arnie and bert, the density matrix  $\rho_{\text{ABab}}^p = |\Psi_{\text{ABab}}^p\rangle\langle\Psi_{\text{ABab}}^p|$  evolves to

$$\rho_{\text{ABab}}^p \rightarrow \frac{\mathcal{M}_X \rho_{\text{ABab}}^p \mathcal{M}_X^\dagger}{\text{Tr}[\mathcal{M}_X \rho_{\text{ABab}}^p \mathcal{M}_X^\dagger]}, \quad \mathcal{M}_X = |x_a, x_b\rangle\langle x_a, x_b|. \quad (6)$$

The probability distribution of the outcomes  $P^p(x_a, x_b) = \frac{1}{2} \text{Tr}[\mathcal{M}_X \rho_{\text{ABab}}^p \mathcal{M}_X^\dagger]$ . The factor of 1/2 arises because each of the outcomes given by  $p = \pm 1$  occurs with 1/2 probability. The resulting state of Alice and Bob is obtained by tracing

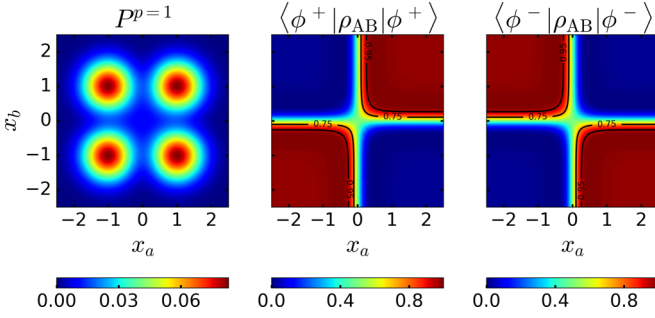


FIG. 3. Probability distribution  $P^p(x_a, x_b)$  of outcomes of the homodyne measurements of arnie and bert and resulting overlaps of Alice and Bob's joint density matrix  $\rho_{AB}$  to the Bell states  $|\phi^\pm\rangle = (|g, g\rangle \pm |e, e\rangle)/\sqrt{2}$  are shown for the case when the joint-photon-number-modulo-2 measurement yields  $p = 1$ . We choose  $\alpha = 1$  and assume absence of measurement imperfections and photon loss. Left: Probability distribution showing four Gaussian distributions centered at  $x_a = \pm\alpha, x_b = \pm\alpha$ . Center and right: Corresponding overlap to the Bell state  $|\phi^+\rangle$  tends to 1 for  $(x_a, x_b)$  in the vicinity of  $(\alpha, \alpha)$  and  $(-\alpha, -\alpha)$ . Similarly, overlap to the Bell state  $|\phi^-\rangle$  tends to 1 for  $(x_a, x_b)$  in the vicinity of  $(-\alpha, \alpha)$  and  $(\alpha, -\alpha)$ . For an outcome on one of the lines,  $x_a = 0$  or  $x_b = 0$ , the resultant state of Alice and Bob is an equal superposition of  $|\phi^+\rangle$  and  $|\phi^-\rangle$  and is not an entangled state. For  $p = -1$ , identical results are obtained with the substitution  $|\phi^\pm\rangle \rightarrow |\psi^\pm\rangle$ .

out the states of arnie and bert. We evaluate  $P^p(x_a, x_b)$  and the corresponding overlap to the Bell states  $|\phi^\pm\rangle = (|g, g\rangle \pm |e, e\rangle)/\sqrt{2}$  and  $|\psi^\pm\rangle = (|g, e\rangle \pm |e, g\rangle)/\sqrt{2}$  to be (see Appendix B 1)

$$P^p(x_a, x_b) = \frac{2}{\pi} e^{-2(x_a^2 + x_b^2)} e^{-4\alpha^2} N_p, \quad (7)$$

$$\langle \phi^\pm | \rho_{AB}^p | \phi^\pm \rangle = \frac{1+p}{2} \left[ \frac{1}{2} \pm \frac{\sinh(4x_a\alpha) \sinh(4x_b\alpha)}{4N_p(1-e^{-4\alpha^2})} \right], \quad (8)$$

$$\langle \psi^\pm | \rho_{AB}^p | \psi^\pm \rangle = \frac{1-p}{2} \left[ \frac{1}{2} \pm \frac{\sinh(4x_a\alpha) \sinh(4x_b\alpha)}{4N_p(1-e^{-4\alpha^2})} \right], \quad (9)$$

where

$$N_{p=1} = \left[ \frac{\cosh^2(2x_a\alpha) \cosh^2(2x_b\alpha)}{(1+e^{-2\alpha^2})^2} + \frac{\sinh^2(2x_a\alpha) \sinh^2(2x_b\alpha)}{(1-e^{-2\alpha^2})^2} \right], \quad (10)$$

$$N_{p=-1} = \frac{1}{1-e^{-4\alpha^2}} [\cosh^2(2x_a\alpha) \sinh^2(2x_b\alpha) + \sinh^2(2x_a\alpha) \cosh^2(2x_b\alpha)]. \quad (11)$$

Figure 3 shows the probability distribution  $P^p(x_a, x_b)$  of the outcomes of the integrated homodyne currents  $x_a, x_b$ , together with the overlap to the Bell states  $|\phi^+\rangle, |\phi^-\rangle$  for the case when the joint-photon-number-modulo-2-measurement outcome is  $p = 1$ . We choose  $\alpha = 1$  in absence of transmission loss and measurement inefficiency. The probability distribution [Eq. (7)] contains four Gaussian distributions centered around  $x_a = \pm\alpha, x_b = \pm\alpha$ . For  $(x_a, x_b)$  in the vicinity of  $(\alpha, \alpha)$  and  $(-\alpha, -\alpha)$ , the overlap to the Bell state  $|\phi^+\rangle$  approaches 1, while for  $(x_a, x_b)$  in the vicinity of  $(\alpha, -\alpha)$  and  $(-\alpha, \alpha)$ , the

overlap to the Bell state  $|\phi^-\rangle$  approaches 1. For outcomes along the lines  $x_a = 0$  and  $x_b = 0$ , Alice and Bob are projected onto equal superpositions of  $|\phi^+\rangle$  and  $|\phi^-\rangle$  and thus, are not entangled. The results for the case  $p = -1$  are identical with  $|\phi^\pm\rangle$  is replaced by  $|\psi^\pm\rangle$ .<sup>1</sup>

## B. Implementation using mod 4 cat states

In this section, we describe the implementation of our protocol where the ancilla qubits are mapped onto mod 4 cat states. The first step of the protocol again involves generating entanglement between the stationary qubit of Alice (Bob) and the propagating microwave mode arnie (bert) giving rise to the following states:  $(|g, C_\alpha^{0\text{mod}4}\rangle + |e, C_\alpha^{2\text{mod}4}\rangle)/\sqrt{2}$   $[(|g, C_\beta^{0\text{mod}4}\rangle + |e, C_\beta^{2\text{mod}4}\rangle)/\sqrt{2}]$ . This set of entangled states can be obtained in an analogous manner using the method described in the previous subsection. We will again choose, without loss of generality,  $\alpha, \beta \in \text{real}, \alpha = \beta > 0$ . The total state of the system, comprised of Alice, Bob, arnie, and bert, can be written as

$$|\Psi_{ABab}\rangle = \frac{1}{2} (|g, g, C_\alpha^{0\text{mod}4}, C_\alpha^{0\text{mod}4}\rangle + |e, e, C_\alpha^{2\text{mod}4}, C_\alpha^{2\text{mod}4}\rangle + |g, e, C_\alpha^{0\text{mod}4}, C_\alpha^{2\text{mod}4}\rangle + |e, g, C_\alpha^{2\text{mod}4}, C_\alpha^{0\text{mod}4}\rangle).$$

By suitably engineering the temporal mode profiles of the propagating modes as in the previous subsection, these propagating entangled qubit-photon states are then captured in resonators. Subsequently, a joint-photon-number-modulo-4 measurement is performed on these captured modes (see Appendix A for details of the measurement protocol). In absence of measurement imperfections and losses, the joint-photon-number-modulo-4 has two possible outcomes:  $\lambda = 0, 2$  (the two-qubit measurement outcome  $p$  of Sec. II can be written as  $p = i^\lambda$ ), corresponding to which the four-mode state can be written as

$$|\Psi_{ABab}^{\lambda=0}\rangle = \frac{1}{\sqrt{2}} (|g, g, C_\alpha^{0\text{mod}4}, C_\alpha^{0\text{mod}4}\rangle + |e, e, C_\alpha^{2\text{mod}4}, C_\alpha^{2\text{mod}4}\rangle), \quad (12)$$

$$|\Psi_{ABab}^{\lambda=2}\rangle = \frac{1}{\sqrt{2}} (|g, e, C_\alpha^{0\text{mod}4}, C_\alpha^{2\text{mod}4}\rangle + |e, g, C_\alpha^{2\text{mod}4}, C_\alpha^{0\text{mod}4}\rangle). \quad (13)$$

<sup>1</sup>For  $p = 1$  and  $\alpha \ll 1$ , the overlaps to the Bell states  $|\phi^\pm\rangle$  vary non-monotonically along  $x_a = \pm x_b$ . This can be understood as follows. For  $\alpha \rightarrow 0$ , the state of the four modes after the joint-photon-number-modulo-2 measurement can be written as  $\frac{1}{\sqrt{2}}(|g, g, 0, 0\rangle + |e, e, 1, 1\rangle)$  [see Eq. (4)]. Following homodyne detection with outcomes  $x_a, x_b$ , the unnormalized state of Alice and Bob is  $|g, g\rangle + x_a x_b |e, e\rangle$ . Thus, for  $|x_a| = |x_b| \gg 1$ , Alice and Bob's states are unentangled. On the other hand, this effect is absent for  $p = -1$ . In this case, the state of the four modes, following the joint photon-number-modulo-2 measurement, is given by  $\frac{1}{\sqrt{2}}(|g, e, 0, 1\rangle + |e, g, 1, 0\rangle)$ . This results in the unnormalized state  $x_b |g, e\rangle + x_a |e, g\rangle$  for Alice and Bob. Thus, Alice and Bob remain entangled for  $|x_a| = |x_b| \gg 1$ . This difference in behavior for  $p = \pm 1$  is washed away for  $\alpha \geq 1$ .



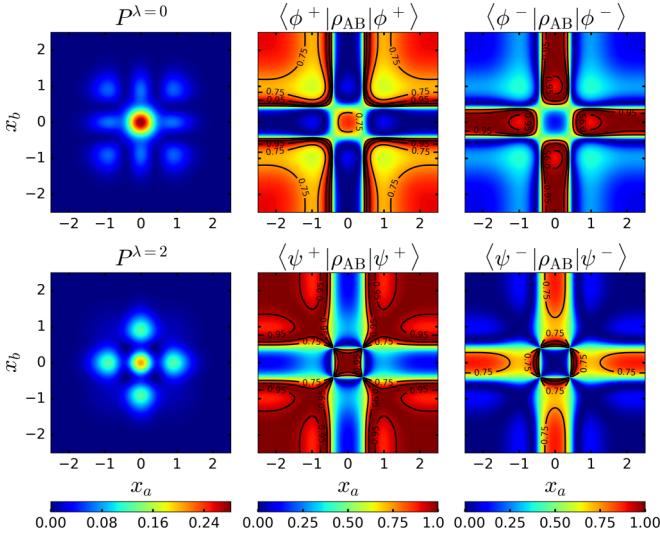


FIG. 4. Probability distribution  $P^\lambda(x_a, x_b)$  of outcomes of the homodyne measurements of arnie and bert and resulting overlaps of Alice and Bob's joint density matrix  $\rho_{AB}$  with the Bell states  $|\phi^\pm\rangle = (|g, g\rangle \pm |e, e\rangle)/\sqrt{2}$ ,  $|\psi^\pm\rangle = (|g, e\rangle \pm |e, g\rangle)/\sqrt{2}$  are shown. We choose  $\alpha = 1$  in absence of measurement imperfections and photon loss. The top (bottom) left panel shows the probability of outcomes for the joint-photon-number-modulo-4 outcome  $\lambda = 0(2)$ . Corresponding overlaps to the Bell states  $|\phi^\pm\rangle(|\psi^\pm\rangle)$  are plotted in the top (bottom) center and top (bottom) right panels. The overlaps to the odd (even) Bell states for  $\lambda = 0(2)$  are zero and not shown for brevity. For both  $\lambda = 0$  and  $\lambda = 2$ , one gets entangled Bell states for Alice and Bob for majority of outcomes in the  $(x_a, x_b)$  space. The alternating bright and dark fringes in plots are due to the measurement of  $X$  quadrature of both arnie and bert, both of which are in superpositions of  $|C_\alpha^+\rangle$  and  $|C_{i\alpha}^+\rangle$ . The size of the fringes decreases with increasing values of  $\alpha$ .

The final step of the protocol comprises of making homodyne detections of arnie and bert and here we choose the  $X$  quadrature of both these modes. Similar calculations can be done for other choices. Consider the case when  $\lambda = 0$ . From Eq. (12), it follows that each homodyne detector will have Gaussian distributions centered around  $x_a, x_b = 0, \pm\alpha$ . It also follows from Eq. (12) that for events  $(x_a, x_b)$  in the five vicinity regions of  $(\pm\alpha, \pm\alpha)$  and  $(0, 0)$ , the resulting state of Alice and Bob approaches  $|\phi^+\rangle$ , while for outcomes in the vicinity of  $(0, \pm\alpha)$  and  $(\pm\alpha, 0)$ , the resulting state of Alice and Bob approaches  $|\phi^-\rangle$ . Similar set of reasoning holds for  $\lambda = 2$ , when the states  $|\psi^\pm\rangle$  are generated. Since the state of Alice and Bob depend only on  $(|x_a|, |x_b|)$ , the resulting overlap distributions respect a fourfold rotational symmetry in the  $(x_a, x_b)$  space (see Fig. 4).

After the homodyne detection, the density matrix of Alice, Bob, arnie, and bert evolves to

$$\rho_{ABab}^\lambda \rightarrow \frac{\mathcal{M}_X \rho_{ABab}^\lambda \mathcal{M}_X^\dagger}{\text{Tr}[\mathcal{M}_X \rho_{ABab}^\lambda \mathcal{M}_X^\dagger]}, \quad \mathcal{M}_X = |x_a, x_b\rangle\langle x_a, x_b|. \quad (14)$$

The probability distribution of the outcomes is given by  $P^\lambda(x_a, x_b) = \frac{1}{2} \text{Tr}[\mathcal{M}_X \rho_{ABab}^\lambda \mathcal{M}_X^\dagger]$ . The subsequent state of Alice and Bob can again be obtained by tracing out the modes arnie and bert. Note again the factor of  $1/2$  in the expression for the

probability distribution due to the probability  $1/2$  of occurrence of either  $\lambda = 0$  or  $\lambda = 2$ .

Computing the probability of outcomes and the overlap to the Bell states (see Appendix B 2 for details), we arrive at

$$P^\lambda(x_a, x_b) = \frac{1}{2\pi} \frac{e^{-2(x_a^2 + x_b^2)}}{(1 + e^{-2\alpha^2})^2} \tilde{N}_\lambda,$$

$$\langle \phi^\pm | \rho_{AB}^\lambda | \phi^\pm \rangle = \frac{1 + i^\lambda}{2} \left[ \frac{1}{2} \pm \frac{\prod_{\delta=0,2} F_\delta(x_a) F_\delta(x_b)}{\tilde{N}_\lambda [1 - \{\frac{\cos(\alpha^2)}{\cosh(\alpha^2)}\}^2]} \right],$$

$$\langle \psi^\pm | \rho_{AB}^\lambda | \psi^\pm \rangle = \frac{1 - i^\lambda}{2} \left[ \frac{1}{2} \pm \frac{\prod_{\delta=0,2} F_\delta(x_a) F_\delta(x_b)}{\tilde{N}_\lambda [1 - \{\frac{\cos(\alpha^2)}{\cosh(\alpha^2)}\}^2]} \right], \quad (15)$$

where

$$\tilde{N}_{\lambda=0} = \left[ \frac{F_0(x_a) F_0(x_b)}{1 + \frac{\cos(\alpha^2)}{\cosh(\alpha^2)}} \right]^2 + \left[ \frac{F_2(x_a) F_2(x_b)}{1 - \frac{\cos(\alpha^2)}{\cosh(\alpha^2)}} \right]^2, \quad (16)$$

$$\tilde{N}_{\lambda=2} = \frac{1}{1 - \{\frac{\cos(\alpha^2)}{\cosh(\alpha^2)}\}^2} [F_0(x_a)^2 F_2(x_b)^2 + F_2(x_a)^2 F_0(x_b)^2], \quad (17)$$

and  $F_\lambda(x) = e^{-\alpha^2} \cosh(2\alpha x) + i^\lambda \cos(2\alpha x)$ .

Figure 4 shows the probability of success and the overlap to the Bell states  $|\phi^\pm\rangle, |\psi^\pm\rangle$  for this implementation of our protocol. We choose  $\alpha = 1$ , and plot the results for the two possible joint-photon-number-modulo-4 measurement outcomes:  $\lambda = 0, 2$ , in absence of imperfections and photon loss. For a majority of outcomes in the  $(x_a, x_b)$  space, we get one of the four aforementioned Bell states. The existence of fringes in the plots is due to the measurement of the  $X$  quadratures of both arnie and bert, each of which are in superpositions of  $|C_\alpha^+\rangle$  and  $|C_{i\alpha}^+\rangle$ . The size of the fringes decreases with increasing  $\alpha$ . In the absence of imperfections, for small values of  $\alpha$ , these fringes lower the total success rate for generation of Bell states for the mod 4 implementation compared to the mod 2 implementation (more on this in Sec. IV C). However, in the presence of imperfections, as will be shown in Sec. IV C, the total success rate for generating high fidelity Bell states is higher for the mod 4 implementation. Note that in the absence of imperfections, the overlaps to the odd (even) Bell states for the case  $\lambda = 0(2)$  are identically equal to zero.

So far, we have described our protocol in the absence of measurement imperfections and propagation losses. In what follows, we incorporate measurement inefficiencies and propagating losses in our computational model and investigate the resilience of the two different implementations of our protocol to these imperfections.

#### IV. FINITE QUANTUM EFFICIENCY AND NON-ZERO PHOTON LOSS

The dominant source of imperfections in current circuit-QED systems that affect our protocol is undesired photon loss. These losses occur due to photon attenuation on the

transmission lines and other lossy devices like circulators and isolators which are necessary for an actual experimental implementation. These lead to decoherence of the entangled states of Alice (Bob) and arnie (bert) as arnie and bert propagate from the stationary qubits to the joint-photon-number-modulo-2/4 measurement apparatus and from there on to the homodyne detectors. For simplicity, we assume the losses to be equal for both arnie and bert (the case of unequal losses can be calculated easily using the method described below). Thus, for each of arnie and bert, we define two efficiency parameters  $\eta_1$  and  $\eta_2$ . Here,  $\eta_1$  models the losses before the joint-photon-number-modulo-2/4 measurement apparatus and  $\eta_2$  models the losses thereafter and before homodyne detection setup. These losses are modeled as photons lost by each of arnie and bert as they pass through beam splitters with transmission probabilities  $\eta_1$  and  $\eta_2$  in otherwise perfect transmission lines [38]. Finite qubit lifetimes, with current circuit-QED system parameters, are a much less dominant source of imperfection compared to photon loss and are thus neglected in the subsequent analysis.

First, we qualitatively describe the effect of photon loss for the two implementations. Consider the case when the ancilla qubits are encoded in even and odd Schrödinger cat states. Loss of a photon is a bit-flip error on the ancilla qubit since  $\mathbf{a}|C_\alpha^\pm\rangle \simeq |C_\alpha^\mp\rangle$ , where  $\mathbf{a}$  is the annihilation operator of the propagating temporal mode. This bit-flip error occurs randomly as the entangled qubit-photon states of Alice (Bob) and arnie (bert) propagate from the stationary qubits to the joint-photon-number-modulo-2 measurement apparatus and from thereon to the homodyne detectors. This results in decoherence of the entangled states of Alice (Bob) and arnie (bert). Therefore, the probability of generating a high fidelity Bell-state of Alice and Bob diminishes drastically (see Sec. IV A).

Now, consider the case when the ancillas are encoded in the mod 4 cat states. To lowest order in photon loss, either arnie or bert can lose a photon. On losing a photon, the state of arnie or bert goes from  $|C_\alpha^{0(2)\text{mod}4}\rangle$  to the state  $|C_\alpha^{3(1)\text{mod}4}\rangle$  [see Eq. (B7) and [27] for the definition of  $|C_\alpha^{1,3\text{mod}4}\rangle$ ]. Therefore, when either arnie or bert loses a photon, the joint-photon-number-modulo-4 measurement now yields the values  $\lambda = 1$  or 3, unlike the perfect case outcomes  $\lambda = 0$  or 2 [see Eqs. (12) and (13) and Sec. IV B]. Thus, measurement of the joint-photon-number-modulo-4 allows us to keep track of loss of a photon in arnie or bert. This tracking of a single-photon loss error is equivalent to correcting this error since it allows the knowledge of the exact state of the four qubits after the error has happened. As will be shown below, this enables generation of high fidelity entangled states of Alice and Bob with higher success rates than the mod 2 implementation.

In the next order in photon loss, either both arnie and bert lose one photon each or arnie loses two photons, or bert loses two photons. Consider the case in the mod 4 encoding when arnie and bert each lose a photon. Now, the measurement outcome  $\lambda$  can be 0 or 2 as in the perfect case and just a measurement of  $\lambda$  does not reveal if arnie and bert have indeed lost a photon each. However, these events of loss of one photon each in the ancillas can be tracked by individual photon-number-modulo-2 measurements of the ancillas. In this way, we can suppress the loss of coherence due to the loss of a photon in both arnie and bert. Note that the other

second-order or higher-order losses cannot be suppressed by this encoding (more on this in Sec. V). In the next two subsections, we describe the effect of photon loss on the two implementations of our protocol. This is followed by a comparison of the two. Last, we describe the protocol with added individual photon-number-modulo-2 measurements of arnie and bert.

### A. Implementation using Schrödinger cat states

Consider the case when the ancilla qubits are encoded in Schrödinger cat states (see Sec. III A). First, we describe the calculation of the state of Alice and arnie after the propagation of arnie through the transmission line in the presence of imperfections. The state of Bob and bert can be computed in an analogous manner. Following local entanglement generation between Alice and arnie, their states can be written as

$$\begin{aligned} |\Psi_{\text{Aa}}\rangle &= \frac{1}{\sqrt{2}}(|g, C_\alpha^+\rangle + |e, C_\alpha^-\rangle) \\ &= \frac{1}{\sqrt{2}} \sum_{j,\mu=0}^1 \mathcal{N}_j (-1)^{j\mu} |j, (-1)^\mu \alpha\rangle, \end{aligned} \quad (18)$$

where  $\mathcal{N}_j = 1/\sqrt{2(1 + (-1)^j e^{-2|\alpha|^2})} \Rightarrow \mathcal{N}_{0(1)} = \mathcal{N}_{+(-)}$  and  $|j = 0(1)\rangle = |g(e)\rangle$ . To compute the decoherence due to propagation losses, without loss of generality, one can introduce an auxiliary propagating mode  $a'$ , initialized in vacuum, and pass the joint states of Alice, arnie, and  $a'$  through a beam splitter with transmission probability  $\eta_1$ . Subsequent tracing out of the auxiliary mode yields the reduced density matrix for Alice and arnie after the entangled states of Alice and arnie propagated along the transmission line and arrived at the joint-photon-number-modulo-2 apparatus.

Therefore, just prior to making the joint-photon-number-modulo-2 measurement, we can write the total state of the four modes to be (cf. Appendix C 1 for details of the calculation) :

$$\begin{aligned} \rho_{\text{ABab}} &= \frac{1}{64} \sum_{\text{Aa,Bb}} \frac{\mathcal{N}_j \mathcal{N}_{j'} \mathcal{N}_l \mathcal{N}_{l'}}{\mathcal{N}_k \mathcal{N}_{k'} \mathcal{N}_m \mathcal{N}_{m'}} (-1)^{\mu \cdot (\mathbf{j} + \mathbf{k}) + \nu \cdot (\mathbf{l} + \mathbf{m})} \\ &\times e^{-\epsilon^2 \{2 - (-1)^{\mu + \mu'} - (-1)^{\nu + \nu'}\}} (|j, l\rangle \langle j', l'|) \\ &\times |C_\alpha^{(-)k}, C_\alpha^{(-)m}\rangle \langle C_\alpha^{(-)k'}, C_\alpha^{(-)m'}|, \end{aligned} \quad (19)$$

where  $\sum_{\text{Aa}} = \sum_{j,j'=0}^1 \sum_{k,k'=0}^1 \sum_{\mu,\mu'=0}^1$ ,  $\sum_{\text{Bb}} = \sum_{l,l'=0}^1 \sum_{m,m'=0}^1 \sum_{\nu,\nu'=0}^1$ ,  $\boldsymbol{\mu} = \{\mu, \mu'\}$ ,  $\boldsymbol{\nu} = \{\nu, \nu'\}$ ,  $\mathbf{j} = \{j, j'\}$ ,  $\mathbf{k} = \{k, k'\}$ ,  $\mathbf{l} = \{l, l'\}$ ,  $\mathbf{m} = \{m, m'\}$ . Furthermore, we have defined  $\tilde{\mathcal{N}}_j = 1/\sqrt{2[1 + (-1)^j e^{-2|\alpha|^2}]}$  where  $\tilde{\alpha} = \sqrt{\eta_1} \alpha$ ,  $\epsilon = \sqrt{1 - \eta_1} \alpha$ .

Note that Eq. (19) is expressed in the eigenbasis of the joint-photon-number-modulo-2 measurement. An outcome of  $p = 1(-1)$  results in the state of Alice, Bob, arnie, and bert to be in  $\rho_{\text{ABab}}^p = \tilde{\rho}_{\text{ABab}}^p / \text{Tr}[\tilde{\rho}_{\text{ABab}}^p]$ , where the postmeasurement unnormalized density matrix  $\tilde{\rho}_{\text{ABab}}^p$  is given by

$$\begin{aligned} \tilde{\rho}_{\text{ABab}}^p &= \frac{1}{64} \sum_{\text{Aa,Bb}} \frac{\mathcal{N}_j \mathcal{N}_{j'} \mathcal{N}_l \mathcal{N}_{l'}}{\mathcal{N}_k \mathcal{N}_{k'} \mathcal{N}_m \mathcal{N}_{m'}} (-1)^{\mu \cdot (\mathbf{j} + \mathbf{k}) + \nu \cdot (\mathbf{l} + \mathbf{m})} \\ &\times e^{-\epsilon^2 \{2 - (-1)^{\mu + \mu'} - (-1)^{\nu + \nu'}\}} (|j, l\rangle \langle j', l'|) \\ &\times |C_\alpha^{(-)k}, C_\alpha^{(-)m}\rangle \langle C_\alpha^{(-)k'}, C_\alpha^{(-)m'}|. \end{aligned} \quad (20)$$

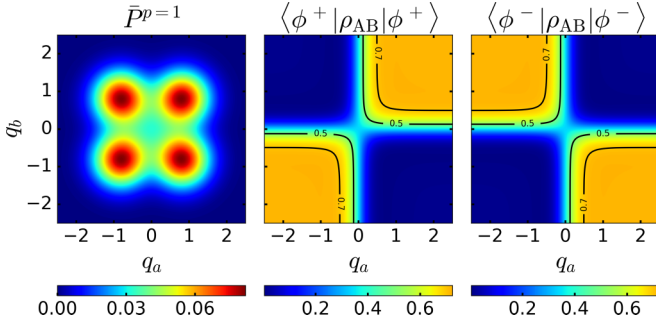


FIG. 5. Probability distribution  $\bar{P}^p(q_a, q_b)$  of outcomes of the homodyne measurements of arnie and bert and resulting overlaps of Alice and Bob's joint density matrix  $\rho_{AB}$  to the Bell states  $|\phi^\pm\rangle$  are shown for the case when the joint-photon-number-modulo-2 measurement yields  $p = 1$ . We chose  $\alpha = 1$  and  $\eta_1 = \eta_2 = 0.8$ . Left: Probability distribution showing four Gaussian distributions centered at  $q_a = \pm\bar{\alpha}, q_b = \pm\bar{\alpha}$ . Center and right: The corresponding overlap to the Bell state  $|\phi^+\rangle$  is substantial for  $(q_a, q_b)$  in the vicinity of  $(\bar{\alpha}, \bar{\alpha})$  and  $(-\bar{\alpha}, -\bar{\alpha})$ , while the overlap to the Bell state  $|\phi^-\rangle$  is substantial for  $(q_a, q_b)$  in the vicinity of  $(\bar{\alpha}, -\bar{\alpha})$  and  $(-\bar{\alpha}, \bar{\alpha})$ . We note that the maximum fidelity Bell state that can be obtained for outcomes with non-negligible occurrence probability is  $\sim 0.7$  instead of 1.0 that was obtained for perfect efficiency (compare Fig. 3). Outcomes along the lines  $q_a = 0$  and  $q_b = 0$  do not yield entangled states for reasons similar to that given for perfect efficiency. Similar results hold for the case  $p = -1$ .

Here the prime in  $\sum'_{Aa, Bb}$  indicates that the summation has to be performed while keeping  $k + m = 0(1) \bmod 2, k' + m' = 0(1) \bmod 2$  for an outcome of  $p = 1(-1)$ .

Next, we treat the photon losses after the joint-photon-number-modulo-2 measurement setup and before the homodyne detectors. We model the measurement operator for the imperfect homodyne detection with efficiency  $\eta_2$  as a superposition of projectors  $|x_a, x_b\rangle\langle x_a, x_b|$  with a Gaussian envelope [38,39]:

$$\begin{aligned} \Omega_Q &= \frac{1}{\sigma\sqrt{\pi\eta_2}} \int_{-\infty}^{\infty} dx_a \int_{-\infty}^{\infty} dx_b e^{-(1/2\sigma^2)(q_a/\sqrt{\eta_2}-x_a)^2} \\ &\quad \times e^{-(1/2\sigma^2)(q_b/\sqrt{\eta_2}-x_b)^2} |x_a, x_b\rangle\langle x_a, x_b|, \\ \sigma^2 &= \frac{1-\eta_2}{2\eta_2}. \end{aligned} \quad (21)$$

Here  $q_{a(b)}$  denote the imperfect measurement outcome which, in principle, can arise out of the possible perfect measurement outcomes  $x_{a(b)}$  with a Gaussian probability distribution shown above. For  $p = \pm 1$ , the system density matrix due to this measurement evolves as  $\rho_{ABab}^p \rightarrow \Omega_Q \rho_{ABab}^p \Omega_Q^\dagger / \text{Tr}[\Omega_Q \rho_{ABab}^p \Omega_Q^\dagger]$ , where the product  $\text{Tr}[\rho_{ABab}^p] \times \text{Tr}[\Omega_Q \rho_{ABab}^p \Omega_Q^\dagger]$  is the probability distribution of outcomes  $\bar{P}^p(q_a, q_b)$ . These can be evaluated analytically following the method outlined in Appendix B 1, along with the overlap to the Bell states  $|\phi^\pm\rangle, |\psi^\pm\rangle$ . The explicit forms of these quantities are not provided for the sake of brevity.

Figure 5 shows the probability distribution of outcomes for the imperfect measurement  $\bar{P}^p(q_a, q_b)$  and the overlaps to the Bell states  $|\phi^\pm\rangle$  for the case when the joint-photon-number-modulo-2 measurement yields  $p = 1$ . We choose  $\alpha = 1$  and

the measurement inefficiencies to be  $\eta_1 = \eta_2 = 0.8$ .<sup>2</sup> The probability distribution shows four Gaussian distributions centered at  $q_a = \pm\bar{\alpha}, q_b = \pm\bar{\alpha}$ . The corresponding overlap to the Bell state  $|\phi^+\rangle$  is substantial for  $(q_a, q_b)$  in the vicinity of  $(\bar{\alpha}, \bar{\alpha})$  and  $(-\bar{\alpha}, -\bar{\alpha})$ , while the overlap to the Bell state  $|\phi^-\rangle$  is substantial for  $(q_a, q_b)$  in the vicinity of  $(\bar{\alpha}, -\bar{\alpha})$  and  $(-\bar{\alpha}, \bar{\alpha})$ . Note that in the presence of imperfections, the maximum fidelity for outcomes with non-negligible occurrence probability is  $\sim 0.7$  instead of 1.0 computed earlier for the case of perfect efficiency (compare Fig. 3). For outcomes along the lines  $q_a = 0$  and  $q_b = 0$ , one does not generate entangled states for reasons similar to the case of perfect efficiency. A similar set of results hold for  $p = -1$ .

### B. Implementation using mod 4 cat states

In this section, we consider the case when the ancilla qubits are encoded in the mod 4 cat states discussed in Sec. III B. The computation for this case is, in principle, similar to that outlined in the previous subsection. We begin by considering the entangled qubit-photon state of Alice and arnie, which, in this case, is given by

$$\begin{aligned} |\Psi_{Aa}\rangle &= \frac{1}{\sqrt{2}} (|g, C_\alpha^{0 \bmod 4}\rangle + |e, C_\alpha^{2 \bmod 4}\rangle) \\ &= \frac{1}{\sqrt{2}} \sum_{j, \mu, \nu=0}^1 \tilde{\mathcal{N}}_{2j} \mathcal{N}_{2j} (-1)^{j\nu} |j, (-1)^\mu i^\nu \alpha\rangle, \end{aligned} \quad (22)$$

where  $\mathcal{N}_{2j}$  and the states  $|j = 0, 1\rangle$  for Alice are defined as before. The definition of  $\tilde{\mathcal{N}}_{2j}$  is obtained by setting  $\lambda = 2j$  in the following:  $\tilde{\mathcal{N}}_\lambda = [2 + 2(-i)^\lambda \{e^{i|\alpha|^2} + (-1)^\lambda e^{-i|\alpha|^2}\} / \{e^{|\alpha|^2} + (-1)^\lambda e^{-|\alpha|^2}\}]^{-1/2}$ ,  $\lambda = \{0, 1, 2, 3\}$ . To compute the state of Alice and arnie after their entangled qubit-photon state encounter propagation losses, we follow a similar approach as in the previous section: introducing an auxiliary mode  $a'$ , looking at the resultant state after passage through a beam splitter with transmission probability  $\eta_1$  and subsequently, tracing out the mode  $a'$ . A similar set of calculations can be done for Bob and bert. Performing this computation results in (cf. Appendix C 2 for details)

$$\begin{aligned} \rho_{ABab} &= \frac{1}{2^{10}} \sum_{Aa, Bb} \frac{\prod_l \tilde{\mathcal{N}}_{2l} \mathcal{N}_{2l}}{\prod_\zeta \tilde{\mathcal{N}}_\zeta \mathcal{N}_\zeta} (-1)^{\mu \cdot \gamma + \nu \cdot j + \phi \cdot \delta + \psi \cdot k} i^{\nu \gamma - \nu' \gamma'} \\ &\quad \times i^{\psi \delta - \psi' \delta'} e^{-\epsilon^2 \{2 - (-1)^{\mu + \mu'} i^{\nu - \nu'} - (-1)^{\phi + \phi'} i^{\psi - \psi'}\}} (|j, k\rangle \\ &\quad \times \langle j' k' |) |C_{\bar{\alpha}}^{\gamma \bmod 4}, C_{\bar{\alpha}}^{\delta \bmod 4}\rangle \langle C_{\bar{\alpha}}^{\gamma' \bmod 4}, C_{\bar{\alpha}}^{\delta' \bmod 4}|, \end{aligned} \quad (23)$$

where  $\prod_l = \prod_{l \in \{j, j', k, k'\}}$ ,  $\prod_\zeta = \prod_{\zeta \in \{\delta, \delta', \gamma, \gamma'\}}$ ,  $\sum_{Aa} = \sum_{j, j'=0}^1 \sum_{\mu, \mu'=0}^1 \sum_{\nu, \nu'=0}^1 \sum_{\gamma, \gamma'=0}^3$ ,  $\sum_{Bb} = \sum_{k, k'=0}^1 \sum_{\phi, \phi'=0}^3$ ,  $\sum_{\psi, \psi'=0}^1 \sum_{\delta, \delta'=0}^3$  and  $\mathbf{j} = \{j, j'\}$ ,  $\boldsymbol{\mu} = \{\mu, \mu'\}$ ,  $\boldsymbol{\nu} = \{\nu, \nu'\}$

<sup>2</sup>We chose the inefficiencies to be 0.8 primarily to illustrate the detailed structure of the phase-space distribution for  $\alpha = 1$ . Similar values of overlap to the Bell states may be obtained for smaller values of  $\alpha$  and the inefficiency parameters. The detailed dependence of the total success rate on the efficiency parameters is given in Figs. 8 and 10. There, we also point out the estimated total success rate that can be achieved with efficiencies present in current circuit-QED systems.



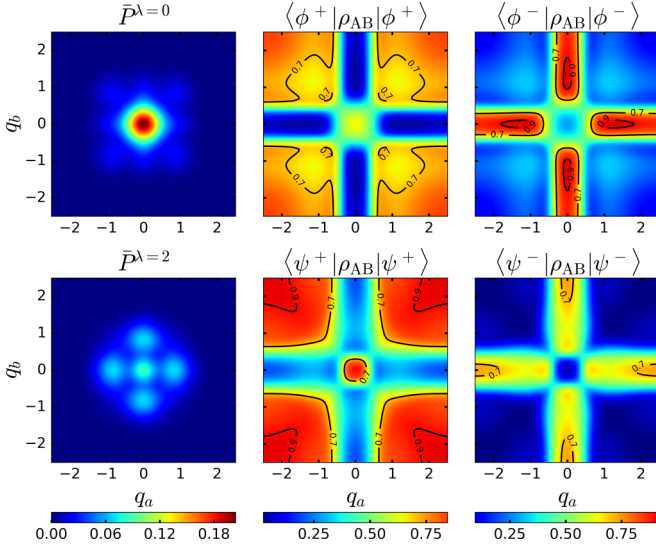


FIG. 6. Probability distribution  $\bar{P}^\lambda(q_a, q_b)$  of outcomes of the homodyne measurements of arnie and bert and resulting overlaps of Alice and Bob's joint density matrix  $\rho_{AB}$  with the Bell states  $|\phi^\pm\rangle = (|g, g\rangle \pm |e, e\rangle)/\sqrt{2}$ ,  $|\psi^\pm\rangle = (|g, e\rangle \pm |e, g\rangle)/\sqrt{2}$  are shown. We choose  $\alpha = 1.0$  and  $\eta_1 = \eta_2 = 0.8$  and show the cases  $\lambda = 0, 2$  (see Fig. 11 in Appendix C3 for  $\lambda = 1, 3$ ). The top (bottom) left panel shows the probability of outcomes for the joint-photon-number-modulo-4 outcome to be  $\lambda = 0(2)$ . Corresponding overlaps to the Bell states  $|\phi^\pm\rangle(|\psi^\pm\rangle)$  are plotted in the top (bottom) center and top (bottom) right panels. Note that the maximum fidelity obtained for outcomes with non-negligible occurrence probability is lowered compared to the perfect case (compare Fig. 4). The overlap to the odd (even) Bell states for  $\lambda = 0(2)$  is not shown for brevity.

and  $\boldsymbol{\gamma} = \{\gamma, \gamma'\}$ ,  $\boldsymbol{k} = \{k, k'\}$ ,  $\boldsymbol{\phi} = \{\phi, \phi'\}$ ,  $\boldsymbol{\psi} = \{\psi, \psi'\}$  and  $\boldsymbol{\delta} = \{\delta, \delta'\}$ . The definitions of  $\tilde{\mathcal{N}}_\gamma, \tilde{\mathcal{N}}_{\gamma'}$  can be obtained from the definitions of  $\tilde{\mathcal{N}}_\gamma, \mathcal{N}_\gamma$  (cf. Secs. IV A and IV B) by making the substitution  $\alpha \rightarrow \bar{\alpha}$  and  $\bar{\alpha}, \epsilon$  have been defined in the previous subsection.

Noting that Eq. (23) expresses the density matrix in the eigenbasis of the joint-photon-number-modulo-4 measurement of arnie and bert, an outcome  $\lambda \in \{0, 1, 2, 3\}$  projects the state of the four modes to  $\rho_{ABab}^\lambda = \bar{\rho}_{ABab}^\lambda / \text{Tr}[\bar{\rho}_{ABab}^\lambda]$ , where  $\bar{\rho}_{ABab}^\lambda$  is the unnormalized density matrix obtained from  $\rho_{ABab}$  by restricting the summation of  $\gamma, \gamma', \delta, \delta'$  to be such that  $\gamma + \delta = \lambda \bmod 4, \gamma' + \delta' = \lambda \bmod 4$ . The inefficiencies in the final homodyne detection of arnie and bert can be done similarly to the method described in Sec. IV A, using Eq. (21). The probability of outcomes and the overlap to the Bell states  $|\phi^\pm\rangle, |\psi^\pm\rangle$  can be evaluated analytically, whose explicit forms are not shown here for brevity.

Figure 6 shows the probability of outcomes and the overlap to the Bell states  $|\phi^\pm\rangle(|\psi^\pm\rangle)$  when the joint-photon-number-modulo-4 measurement outcome  $\lambda = 0(2)$ . For brevity, the results for the outcomes  $\lambda = 1, 3$  (the cases where the loss of a single photon in either arnie or bert was tracked) are shown in Fig. 11 in Appendix C3. We have chosen  $\alpha = 1.0$  and  $\eta_1 = \eta_2 = 0.8$  (see footnote in Sec. IV A). The top (bottom) left panel shows the probability of outcomes for  $\lambda = 0(2)$ , while the top (bottom) center and right panels show the corresponding overlaps to the Bell-states  $|\phi^\pm\rangle(|\psi^\pm\rangle)$ .

We see that including inefficiencies lowers the maximum fidelity obtained for outcomes with non-negligible occurrence probability compared to the perfect case (compare Fig. 4).

### C. Comparison of the mod 2 and mod 4 implementations in presence and absence of imperfections

In the previous subsections, we described the probability of outcomes for the two different implementations of our protocol. In this section, we discuss the total and optimized success rates of generating entangled states for the two implementations, comparing the cases of perfect and imperfect quantum efficiencies.

First, consider the mod 2 implementation of our protocol for perfect and imperfect quantum efficiencies. The probability of success and the overlaps to the Bell states are given in Fig. 3 (Fig. 5) for the perfect (imperfect) case. The total success rate for generation of entangled states can be computed for different cutoff fidelities by integrating the appropriate region of  $(x_a, x_b)$  or  $(q_a, q_b)$  space of outcomes. In the perfect (imperfect) case, the majority of the outcomes, occurring around  $\pm\alpha(\pm\bar{\alpha})$ , give rise to entangled states, while the events along the lines  $x_a(q_a) = 0$  and  $x_b(q_b) = 0$  do not. Thus, in order to have a high total success rate of generating entangled states, the number of outcomes along the lines  $x_a(q_a) = 0$  and  $x_b(q_b) = 0$  should be minimized. This can be done by increasing the size of  $\alpha$  because the probability of obtaining an outcome along these lines goes down exponentially with  $\alpha^2(\bar{\alpha}^2)$ . While in the perfect case  $\alpha$  can be made arbitrarily large giving rise to deterministic generation of entangled states, in the imperfect case, too large a value of  $\alpha$  lowers the success rate. This is because large values of  $\alpha$  are more susceptible to photon losses.

Next, consider the mod 4 implementation of our protocol. The relevant probability of outcomes and overlap to the Bell states are given in Fig. 4 (Fig. 6) for the perfect (imperfect) case. Similar considerations, as in the mod 2 implementation, lead to the conclusion that in the absence of imperfections, increasing  $\alpha$ , in general, increases the success rate for the different cutoff fidelities. Note that the increase, however, is not monotonic (see below). However, in the presence of imperfections, arbitrarily increasing  $\alpha$  does not increase the success rate of generating high fidelity entangled states. This happens again because large values of  $\alpha$  are more susceptible to photon losses. However, for large values of  $\alpha$ , when photon loss dominates, tracking the loss of photons and thereby correcting the errors enables a higher success rate of generating a better entangled state compared to the mod 2 implementation.

Figure 7 shows the total probability of generation of entangled states as a function of different cutoff fidelities and different choices of the parameter  $\alpha$  for the perfect case (left panels, indicated by  $\eta_1 = \eta_2 = 1$ ) and the imperfect case (right panels, for which, we have chosen  $\eta_1 = \eta_2 = 0.8$ ). The top (bottom) panels correspond to the mod 2 (mod 4) implementation. For the mod 2 implementation, for the perfect case, for  $\alpha \ll 1$ , the probability of generation of entangled states with an overlap  $> 0.9$  to a Bell state is  $\sim 0.5$  while for  $\alpha > 1$  for which we generate entangled states with unit



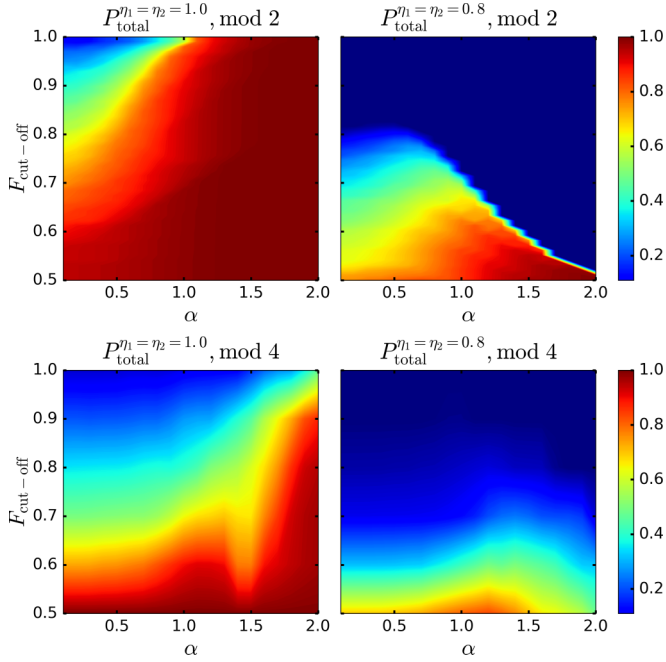


FIG. 7. Total success probability ( $P_{\text{total}}$ ) for different cutoff fidelities and different choices of  $\alpha$  are plotted for the case of perfect quantum efficiency (left panels, indicated by  $\eta_1 = \eta_2 = 1$ ) and the imperfect case (right panels, where we have chosen  $\eta_1 = \eta_2 = 0.8$ ). The top (bottom) panels correspond to the mod 2 (mod 4) implementation. Top left: For  $\alpha \ll 1$ , the probability of generation of entangled states with overlap  $>0.9$  is around 0.5. Increasing  $\alpha$  to  $\gg 1$  generates perfect entangled states with near-unity probability. Top right: In presence of imperfections, for  $\alpha \ll 1$ , we generate entangled states with overlap  $>0.7$  to Bell states with probability in excess of 0.3. However, increasing  $\alpha$  does not lead to a higher success rate for generating better entangled states. This is because larger values of  $\alpha$  are more susceptible to photon loss. Depending on the desired cutoff fidelity and the efficiency of an experimental setup, there is an optimal choice of  $\alpha$  that leads to the maximal success rate. For instance, in the case shown, for a desired cutoff fidelity of 0.75, the optimal choice is  $\alpha \simeq 0.7$ . Bottom left: The total probability of generating entangled states with overlap  $>0.9$  is  $\sim 0.3$  and increasing  $\alpha$  increases the success rate to near unity. The increase is nonmonotonic because the size of the fringes in the overlap (Figs. 4 and 6) depend on the value of  $\alpha$ . Bottom right: In presence of imperfections, increasing  $\alpha$  to  $\gg 1$  no longer increases the success rate. As in the mod 2 case, there is an optimal choice for  $\alpha$ : e.g., for a cutoff fidelity of 0.75 for this choice of inefficiency,  $\alpha \sim 1.5$ . Further, for relatively large values of  $\alpha \geq 1.5$ , it is more advantageous to use the mod 4 implementation over the mod 2 implementation. This is because the mod 4 protocol corrects for the decoherence of the entangled qubit-photon states due to photon loss to first order.

probability. On the other hand, in the imperfect case, for the choice of efficiency parameters  $\eta_1 = \eta_2 = 0.8$ , small values of  $\alpha$  ( $\alpha \ll 1$ ) give rise to entangled states to Bell states  $>0.7$  with a success rate in excess of 0.3. However, unlike the perfect case, larger values of  $\alpha$  do not help in getting a better success rate for similar or better entangled states because of photon loss. Thus, for different cutoff fidelities and measurement efficiencies, there is an optimal choice of  $\alpha$ , e.g., in the case shown, for a cutoff fidelity of 0.75, the

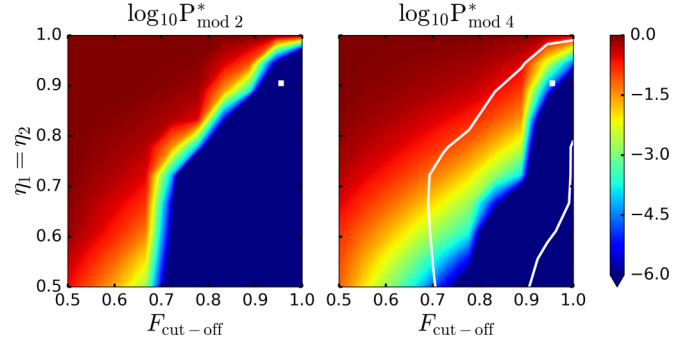


FIG. 8. Optimized total success probability  $P^*$  in logarithmic scale for different cutoff fidelities and different choices of  $\eta_1, \eta_2$  for the mod 2 and the mod 4 implementations. The optimization is done numerically for the value of the parameter  $\alpha$ . We choose, for simplicity,  $\eta_1 = \eta_2$ . The left (right) panel corresponds to the joint-photon-number-modulo-2(4) implementation. For both protocols, for an efficiency of  $\eta_1 = \eta_2 = 0.8$ , entangled states with overlaps to the Bell states  $\sim 0.75$  are generated with near-unity success rate. The probability of generating high fidelity Bell states diminishes rapidly. However, the rate of decrease of success rate for the mod 2 and mod 4 implementations is different. The white curves in the right panel enclose the region for which the mod 4 implementation has a higher success rate than the mod 2 implementation. For instance, for inefficiency values  $\sim 0.9$ , the success rate for the mod 2 implementation is less than  $10^{-10}$  for generating states with overlap to Bell states of  $\sim 0.95$  (white rectangle in left panel). However, the mod 4 implementation, due to its ability to correct for photon loss errors to first order, can, in fact, generate states with overlap  $\sim 0.95$  to Bell states with a success rate of  $10^{-4}$  (white rectangle in right panel). However, the error correcting mod 4 protocol ceases to be advantageous to generate high fidelity Bell states for low enough efficiencies and high enough cutoff fidelities. This is because for such low efficiency, higher-order photon loss becomes more dominant.

optimal choice for  $\alpha$  is  $\simeq 0.7$ . For the mod 4 implementation, the success rates are  $\sim 0.3$  for generating entangled states with overlap  $>0.9$  in the absence of imperfections for  $\alpha \ll 1$ . Increasing  $\alpha$  increases the success rate to near unity. Note that the increase is nonmonotonic, unlike the case of mod 2 implementation. This is because the size of the fringes, which are regions of unentangled states, present in the overlap to the Bell states (see Figs. 4 and 6) depends on the value of  $\alpha$ . In the presence of imperfections, increasing  $\alpha$  does not necessarily increase the success rate because of decoherence due to photon loss. Just as in the mod 2 implementation, there is an optimal choice for  $\alpha$ : e.g., for a cutoff fidelity of 0.75 for this choice of inefficiency,  $\alpha \sim 1.5$ . Note that for relatively larger values of  $\alpha > 1.5$ , it is more advantageous to use the mod 4 implementation over the mod 2 implementation since it corrects for the decoherence of the propagating qubit-photon states due to photon loss to first order.

Next, we optimize the success rate with respect to the parameter  $\alpha$  for the two implementations. This optimization is done numerically for the different values of the efficiency parameters  $\eta_1, \eta_2$  and the different cutoff fidelities. This is shown below in Fig. 8. We take  $\eta_1 = \eta_2$  for simplicity. For  $\eta_1 = \eta_2 = 0.8$ , one is able to generate entangled states with

overlap to Bell states  $\sim 0.75$  with a near-unity success rate by both mod 2 and mod 4 implementation. Although the probability of generation of higher fidelity Bell states decreases for both the implementations, the rate of decrease is different for the two. Enclosed by the white curves in the right panel is the region where the mod 4 implementation has a higher success rate than the mod 2 implementation. For instance, for  $\eta_1 = \eta_2 = 0.9$ , the probability of generating a Bell state with overlap of 0.95 or greater is less than  $10^{-10}$  for the mod 2 implementation (white rectangle in left panel). On the other hand, the mod 4 implementation is able to generate these states with a success rate of  $10^{-4}$  (white rectangle in right panel). This is because of its ability to correct for photon loss errors to first order. Note, however, that for low enough efficiency and high enough cutoff fidelity, the error correcting mod 4 protocol ceases to be advantageous. This is because for such low efficiency, higher than first-order photon loss becomes more dominant.

#### D. Adding individual photon-number-modulo-2 measurements to the mod 4 implementation

In the previous subsections, we have shown that in the presence of finite quantum efficiency, it is more advantageous to use the mod 4 implementation of our protocol, because this implementation corrects for decoherence due to loss of a photon in either arnie or bert. In this section, we describe an improvement of the mod 4 implementation. The improvement consists of measurement of individual photon-number-modulo-2 of each of arnie and bert, in addition to the joint-photon-number-modulo-4 measurement. Thus, this improved mod 4 implementation is referred to as the (mod 4)  $+P_a + P_b$  implementation, where  $P_{a,b}$  denote the individual photon-number-modulo-2 measurements of arnie, bert. As explained in the previous subsection, this improvement suppresses decoherence due to the loss of one photon in both arnie and bert and increases the success rate of generating high fidelity entangled Bell states compared to the mod 4 implementation. Note that in the absence of imperfections, the measurement of the individual parity of arnie and bert provides no additional information and advantage.

Incorporating this improvement in an experimental implementation poses no additional challenge compared to the mod 4 implementation as demonstrated in [33]. Further, the time required to make these additional measurements, with current circuit-QED parameters, is negligible compared to the typical qubit coherence times. This justifies neglecting the qubit decoherence for this part of the analysis. The theoretical calculations can be done in an analogous manner to that described in Sec. IV B. The only difference comes in while computing the resultant state of Alice, Bob, arnie, and bert after the individual photon-number-modulo-2 and the joint-photon-number-modulo-4 measurements, given by  $\rho_{\text{ABab}}^\lambda = \hat{\rho}_{\text{ABab}}^\lambda / \text{Tr}[\hat{\rho}_{\text{ABab}}^\lambda]$ . As before, the unnormalized density matrix  $\hat{\rho}_{\text{ABab}}^\lambda$  is obtained from  $\rho_{\text{ABab}}$  [given in Eq. (23)] by restricting the summation of  $\gamma, \gamma', \delta, \delta'$  to be such that  $\gamma + \delta = \lambda \text{ mod } 4, \gamma' + \delta' = \lambda \text{ mod } 4$ . The only difference is that depending on the individual parity of arnie (bert) to be even or odd, the values of  $\gamma, \gamma' (\delta, \delta')$  are restricted to 0,2 or

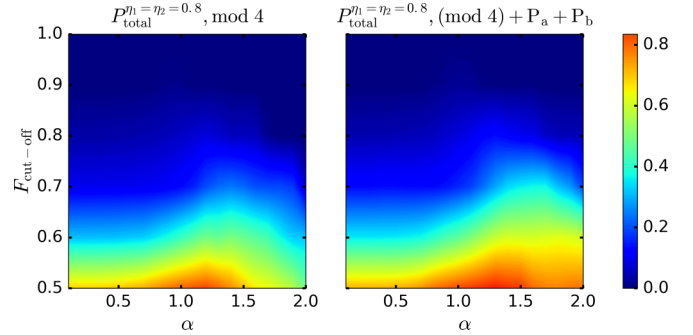


FIG. 9. Total success rate for the mod 4 (left panel) and the (mod 4)  $+P_a + P_b$  (right panel) implementations are shown for the case of finite quantum efficiency, where we choose  $\eta_1 = \eta_2 = 0.8$ . While for  $\alpha \ll 1$ , both the mod 4 and the (mod 4)  $+P_a + P_b$  implementation perform similarly, for larger values of  $\alpha$ , the latter performs better than the other. This is because the mod 4 implementation corrects loss of a single photon loss in either arnie or bert, while the (mod 4)  $+P_a + P_b$  implementation corrects for the loss of single photons in each of arnie and bert.

1,3. The computation of the homodyne detection can also be done as before.

The results of the computation for the optimized total success rate is plotted in Fig. 9. We show total success rate for the (mod 4)  $+P_a + P_b$  implementation in the case of imperfect quantum efficiency, where we choose  $\eta_1 = \eta_2 = 0.8$ . For comparison purposes, we show the left the same for the mod 4 implementation (also shown in Fig. 7, bottom right panel). While for  $\alpha \ll 1$ , both implementations perform similarly, for larger values of  $\alpha$  when photon loss becomes more dominant, it is more advantageous to use the (mod 4)  $+P_a + P_b$  implementation over the mod 4 implementation. This is because unlike the mod 4 implementation which corrects for loss of single photons to first order, the (mod 4)  $+P_a + P_b$  implementation corrects for the loss of single photons in each of arnie and bert.

As before, for each value of cutoff fidelity and inefficiency, an optimal choice of  $\alpha$  can be obtained. This optimization is done numerically. The optimized success rate as a function of inefficiency and cutoff fidelity is shown below (Fig. 10). We again chose  $\eta_1 = \eta_2$  for simplicity. For comparison purposes, we show the optimized probability of success for the mod 2 implementation (also shown in Fig. 8, left panel). The white curves in the right panel enclose the region where the (mod 4)  $+P_a + P_b$  implementation has a higher success rate than the mod 2 implementation. In particular, for  $\eta_1 = \eta_2 = 0.9$ , only the (mod 4)  $+P_a + P_b$  implementation is able to give rise to Bell states with overlap  $\geq 0.95$  with a success rate of  $\sim 10^{-2}$ , whereas the mod 2 implementation has a success rate less than  $10^{-10}$  (the white rectangles in the plots). Even with efficiency values achievable in current circuit-QED systems of  $\eta_1 = \eta_2 = 0.6$ , with the (mod 4)  $+P_a + P_b$  implementation, one can generate entangled states with overlaps to Bell states  $\geq 0.8$  with a success rate of  $10^{-4}$  (the white circles in the plots). This shows that on one hand, our protocol is useful for high efficiency quantum systems, where by performing error correction, one can give rise to really high fidelity Bell states. On the other hand, with current system parameters, our

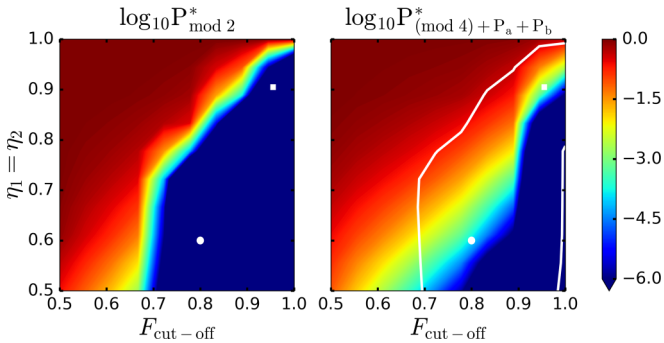


FIG. 10. Optimized total success probability  $P^*$  for different cutoff fidelities and different choices of  $\eta_1, \eta_2$  for the mod 2 (left panel) and the (mod 4) +  $P_a + P_b$  (right panel) implementations. The optimization is done for the value of the parameter  $\alpha$ . We chose, for simplicity,  $\eta_1 = \eta_2$ . In contrast to the mod 2 implementation, the (mod 4) +  $P_a + P_b$  implementation shows substantially more resilience to lower efficiency. The white curves in the right panel enclose the region where the (mod 4) +  $P_a + P_b$  implementation has a higher success rate than the mod 2 implementation. For instance, the (mod 4) +  $P_a + P_b$  implementation gives rise to Bell states with fidelity  $\geq 0.95$  with a success rate of  $10^{-2}$  for an efficiency of  $\eta_1 = \eta_2 = 0.9$  (the white rectangle in each plot). This should be compared with a success rate of less than  $10^{-10}$  for the mod 2 implementation (left panel) and that of  $10^{-4}$  for the mod 4 implementation (right panel of Fig. 8). Even with efficiency values achievable in current circuit-QED systems of  $\eta_1 = \eta_2 = 0.6$ , one can generate entangled states with overlaps to Bell states  $\geq 0.8$  with a success rate of  $10^{-4}$  (the white circle in each plot). However, for low enough efficiencies, the error correcting protocol ceases to be advantageous since higher-order photon loss become more important. For higher-order protection, one will have to resort to different encodings [26,40–42].

protocol can generate Bell states with fidelity high enough to violate CHSH inequalities. Note, however, that this protocol is not able to generate perfect fidelity Bell states for efficiency parameters of around 0.6. This is because the mod 4 encoding protects against photon loss to first order. For higher-order protection, one will have to resort to different encodings [26,40–42].

## V. CONCLUSION

To summarize, we have presented in this paper a protocol to remotely entangle two distant, mutually noninteracting, stationary qubits. To that end, we have used a propagating ancilla qubit for each of the stationary qubits. In the first step, local entanglement is generated between each stationary qubit and its associated ancilla. Subsequently, a joint two-qubit measurement is performed on the propagating ancilla qubits, followed by individual single-qubit measurements on the same. Depending on the three measurement outcomes, the two stationary qubits are projected onto an entangled state. We have discussed two continuous variable implementations of our protocol. In the first implementation, the ancilla qubits were encoded in even and odd Schrödinger cat states. For this encoding, the two-qubit measurement was done by a joint-photon-number-modulo-2 measurement and the single-qubit measurements were performed by homodyne detections.

Subsequently, we described a second implementation, where the ancilla qubits were encoded in mod 4 cat states. For this encoding, the two-qubit measurement was performed by a joint-photon-number-modulo-4 measurement and the single qubit measurements were performed by homodyne detections. We analyzed the resilience of the two implementations to finite quantum efficiency arising out of imperfections in realistic quantum systems. We described how with the mod 4 implementation it is possible to suppress loss of coherence due to loss of a photon in either of the ancilla qubits. Last, we presented an improvement of the mod 4 implementation, where we made individual photon-number-modulo-2 measurements of the ancilla qubits, together with the joint-photon-number-modulo-4 measurement, by virtue of which we suppressed the decoherence due to loss of a photon in both the ancilla qubits. We demonstrated that it is indeed possible to trade off a higher success rate, present in the mod 2 implementation, for a higher fidelity of the generated entangled state, present in the (mod 4) +  $P_a + P_b$  implementation, using error correction.

Next, we point out several future directions of research that this work leads to. First, the use of homodyne detection as the single-qubit measurement in the final step of the mod 4 or the (mod 4) +  $P_a + P_b$  implementation of our protocol lowers the success rate of generating entangled states. This is because both arnie and bert are in superpositions of  $|C_\alpha^+\rangle$  and  $|C_{i\alpha}^+\rangle$ , and thus, irrespective of the choice of the quadrature, the homodyne measurement is always made on the complementary quadrature of the modes for one of the cat states. This gives rise to fringes in the resultant overlap to the Bell states and lowers the success rate of generating these Bell states. It will be worthwhile to explore alternatives for the homodyne detection to boost the success rate of the error correcting protocol. Second, the error correcting encoding we used is designed to protect against losses of single photons to first order. This is why mod 4 implementation protects against the loss of a photon in either of the ancilla qubits. By including individual parity measurements, in addition to the joint-photon-number-modulo-4 measurement, we corrected for the decoherence due to loss of a photon in both of the ancillas. However, with this encoding, higher-order photon loss errors cannot be corrected. It will be interesting to explore different encodings of the ancilla qubits for protection against higher-order photon loss [26,40–42]. Finally, while in our work we have addressed the question of correcting the dominant photon loss error, it should be possible to correct for the photon addition and photon dephasing errors using the binomial codes [41]. Also, the possibility of repumping photons in the mod 4 encoding opens the possibility of correcting photon dephasing errors [27].

## ACKNOWLEDGMENTS

Discussions with M. Devoret, M. Hatridge, S. Shankar, M. Silveri, S. Girvin, C. Wang, B. Terhal, and R. Schoelkopf are gratefully acknowledged. The work was supported by US Army Research Office Grant No. W911NF-14-1-0011 and NSF Grant No. ECCS 1068642. L.J. acknowledges the support from ARL-CDQI, ARO W911NF-14-1-0563, AFOSR MURI FA9550-14-1-0052, FA9550-14-1-0015, AI-

fred P. Sloan Foundation BR2013-049, and the Packard Foundation 2013-39273.

### APPENDIX A: PROTOCOL TO REALIZE A JOINT-PHOTON-NUMBER-MODULO-4 MEASUREMENT

Here, we describe the protocol to perform the joint-photon-number-modulo-4 measurement of two resonator modes. Consider two resonator modes (with annihilation operators  $\mathbf{a}, \mathbf{b}$ ), which are dispersively coupled to a transmon qubit (whose ground, excited states are denoted by  $|g\rangle, |e\rangle$ ). We require the dispersive coupling strength to be equal<sup>3</sup> for each of the modes  $\mathbf{a}, \mathbf{b}$ . The resultant Hamiltonian describing the two cavity modes and the transmon qubit is given by

$$\mathbf{H}_{\text{mod4}} = \omega_q |e\rangle\langle e| + \omega_a \mathbf{a}^\dagger \mathbf{a} + \omega_b \mathbf{b}^\dagger \mathbf{b} - \chi (\mathbf{a}^\dagger \mathbf{a} + \mathbf{b}^\dagger \mathbf{b}) |e\rangle\langle e|, \quad (\text{A1})$$

where  $\chi$  is the cross-Kerr coupling of the transmon qubit to the cavity modes. A joint-photon-number-modulo-4 measurement can be performed in the following way. First, a joint-photon-number-modulo-2 measurement is performed [33]. This can be done by exciting the transmon qubit at frequencies  $\omega_q - 2k\chi$  where  $k \in \mathbb{Z}$ , followed by a  $Z$  measurement of the transmon. A  $Z$  measurement result of  $\tilde{p}_1 = 1(-1)$  corresponds to a joint-photon number of the modes  $\mathbf{a}, \mathbf{b}$  being  $2k(2k+1)$ . Second, a measurement is performed that reveals if the joint-photon number of the arnie and bert modes  $\in \{4k, 4k+1\}$  or not, where  $k \in \mathbb{Z}$ . This can be done by using the procedure as making the joint-photon-number-modulo-2 measurement. The only difference is that the transmon qubit is now excited with frequencies  $\omega_q - 4k\chi, \omega_q - (4k+1)\chi$ ,  $k \in \mathbb{Z}$ . In this case, a  $Z$  measurement outcome of  $\tilde{p}_2 = 1$  corresponds to the joint-photon number of the modes  $\mathbf{a}, \mathbf{b} \in \{4k, 4k+1\}$ , while  $\tilde{p}_2 = -1$  corresponds to the same  $\in \{4k+2, 4k+3\}$ . From these two measurement outcomes  $\tilde{p}_1, \tilde{p}_2$ , we can infer the joint-photon-number-modulo-4 outcome. For instance,  $\tilde{p}_1 = \tilde{p}_2 = 1$ , the joint-photon-number-modulo-4 outcome  $\lambda = 0$ . Similarly,  $\tilde{p}_1 = -1, \tilde{p}_2 = 1 \Rightarrow \lambda = 1$ ,  $\tilde{p}_1 = 1, \tilde{p}_2 = -1 \Rightarrow \lambda = 2$  and  $\tilde{p}_1 = -1, \tilde{p}_2 = -1 \Rightarrow \lambda = 3$ . Obviously, in an actual experiment, one does not need to send an infinite set of frequencies to make these measurements. The actual number of frequencies depends on the photon-number distributions of the two resonator modes.

### APPENDIX B: COMPUTATION OF PROBABILITY OF OUTCOMES AND OVERLAP TO THE BELL STATES IN ABSENCE OF IMPERFECTIONS

#### 1. Implementation using Schrödinger cat states

In this section, we outline the computation of the probability of success and overlaps to the different Bell states. To that end,

<sup>3</sup>Equal coupling of the transmon qubit to two different cavity modes is challenging to realize experimentally and is not a prerequisite for making these joint-photon-number measurements. It can be avoided by using higher excited states of the transmon as was demonstrated in the joint-photon-number-modulo-2 measurements of [33].

we start with the state of the four modes: Alice, Bob, arnie, and bert:

$$|\Psi_{\text{ABab}}^{p=1}\rangle = \frac{1}{\sqrt{2}}(|g, g, C_\alpha^+, C_\alpha^+\rangle + |e, e, C_\alpha^-, C_\alpha^-\rangle), \quad (\text{B1})$$

$$|\Psi_{\text{ABab}}^{p=-1}\rangle = \frac{1}{\sqrt{2}}(|g, e, C_\alpha^+, C_\alpha^-\rangle + |e, g, C_\alpha^-, C_\alpha^+\rangle). \quad (\text{B2})$$

The homodyne detection can be modeled as a projection of arnie and bert on  $x$  eigenstates, described by the projection operator:  $\mathcal{M}_X = |x_a, x_b\rangle\langle x_a, x_b|$ . Consider the case  $p = 1$ . After the homodyne detection, the unnormalized wave function for the modes of Alice, Bob, arnie, and bert is given by

$$\mathcal{M}_X |\Psi_{\text{ABab}}^{p=1}\rangle = \frac{1}{\sqrt{2}} (\langle x_a | C_\alpha^+ \rangle \langle x_b | C_\alpha^+ \rangle |g, g\rangle + \langle x_a | C_\alpha^- \rangle \langle x_b | C_\alpha^- \rangle |e, e\rangle) |x_a, x_b\rangle. \quad (\text{B3})$$

Using the wave function in the position basis of an even (odd) Schrödinger cat state,

$$\langle x | C_\alpha^\pm \rangle = \left(\frac{2}{\pi}\right)^{1/4} \mathcal{N}_\pm e^{-x^2 - \alpha^2} (e^{2x\alpha} \pm e^{-2x\alpha}),$$

we arrive at

$$\begin{aligned} \mathcal{M}_X |\Psi_{\text{ABab}}^{p=1}\rangle &= \frac{2}{\sqrt{\pi}} e^{-(x_a^2 + x_b^2)} e^{-2\alpha^2} \left[ \frac{\cosh(2x_a\alpha) \cosh(2x_b\alpha)}{1 + e^{-2\alpha^2}} |g, g\rangle \right. \\ &\quad \left. + \frac{\sinh(2x_a\alpha) \sinh(2x_b\alpha)}{1 - e^{-2\alpha^2}} |e, e\rangle \right] |x_a, x_b\rangle. \end{aligned}$$

The probability distribution of outcomes  $P(x_a, x_b)$  and the resultant state of Alice and Bob  $\rho_{\text{AB}}$  are then given by

$$P^{p=1}(x_a, x_b) = \frac{1}{2} \text{Tr}[\mathcal{M}_X |\Psi_{\text{ABab}}^{p=1}\rangle\langle \Psi_{\text{ABab}}^{p=1}| \mathcal{M}_X^\dagger], \quad (\text{B4})$$

$$\rho_{\text{AB}}^{p=1} = \frac{\text{Tr}_{\text{ab}}[\mathcal{M}_X |\Psi_{\text{ABab}}^{p=1}\rangle\langle \Psi_{\text{ABab}}^{p=1}| \mathcal{M}_X^\dagger]}{\text{Tr}[\mathcal{M}_X |\Psi_{\text{ABab}}^{p=1}\rangle\langle \Psi_{\text{ABab}}^{p=1}| \mathcal{M}_X^\dagger]}, \quad (\text{B5})$$

giving rise to Eqs. (7)–(9). Note the factor of 1/2, which arises in the total probability of outcomes due to the fact that the  $p = 1$  outcome happens with a probability 1/2. The calculation for  $p = -1$  can be done in an analogous fashion.

#### 2. Implementation using mod 4 cat states

In this section, we outline the calculation for the probability of success and the overlap to the Bell states when the ancilla qubits are encoded in mod 4 cat states. The state of Alice, Bob, arnie, and Bert following the joint-photon-number-modulo-4 measurement can be written as [Eqs. (12) and (13)]

$$\begin{aligned} |\Psi_{\text{ABab}}^{\lambda=0}\rangle &= \frac{1}{\sqrt{2}} (|g, g, C_\alpha^{0\text{mod}4}, C_\alpha^{0\text{mod}4}\rangle \\ &\quad + |e, e, C_\alpha^{2\text{mod}4}, C_\alpha^{2\text{mod}4}\rangle), \\ |\Psi_{\text{ABab}}^{\lambda=2}\rangle &= \frac{1}{\sqrt{2}} (|g, e, C_\alpha^{0\text{mod}4}, C_\alpha^{2\text{mod}4}\rangle \\ &\quad + |e, g, C_\alpha^{2\text{mod}4}, C_\alpha^{0\text{mod}4}\rangle). \end{aligned} \quad (\text{B6})$$



To compute resultant states of Alice and Bob after the subsequent homodyne detection of arnie and bert, we use the following definitions of the mod 4 cats:

$$|C_\alpha^{\lambda \bmod 4}\rangle = \tilde{\mathcal{N}}_\lambda (|C_\alpha^{(-)^\lambda}\rangle + (-i)^\lambda |C_{i\alpha}^{(-)^\lambda}\rangle), \quad (\text{B7})$$

where  $\tilde{\mathcal{N}}_\lambda = [2 + 2(-i)^\lambda \{e^{i|\alpha|^2} + (-1)^\lambda e^{-i|\alpha|^2}\} / \{e^{|\alpha|^2} + (-1)^\lambda e^{-|\alpha|^2}\}]^{-1/2}$ ,  $\lambda \in \{0, 1, 2, 3\}$  and  $(-)^^\lambda = +(-)$  for even (odd)  $\lambda$ . This leads to

$$\langle x | C_\alpha^{\lambda \bmod 4} \rangle = \tilde{\mathcal{N}}_\lambda (\langle x | C_\alpha^+ \rangle + i^\lambda \langle x | C_{i\alpha}^+ \rangle), \quad \lambda = 0, 2,$$

where  $\langle x | C_\alpha^+ \rangle$  and  $\langle x | C_{i\alpha}^+ \rangle$  are given by

$$\langle x | C_\alpha^+ \rangle = 2 \left( \frac{2}{\pi} \right)^{1/4} \mathcal{N}_+ e^{-x^2 - \alpha^2} \cosh(2\alpha x), \quad (\text{B8})$$

$$\langle x | C_{i\alpha}^+ \rangle = 2 \left( \frac{2}{\pi} \right)^{1/4} \mathcal{N}_+ e^{-x^2} \cos(2\alpha x). \quad (\text{B9})$$

Thus, we arrive at

$$\begin{aligned} \mathcal{M}_X |\Psi_{\text{ABab}}^{\lambda=0}\rangle &= \frac{1}{\sqrt{2}} (\langle x_a, x_b | C_\alpha^{0 \bmod 4}, C_\alpha^{0 \bmod 4} | g, g \rangle \\ &\quad + \langle x_a, x_b | C_\alpha^{2 \bmod 4}, C_\alpha^{2 \bmod 4} | e, e \rangle) |x_a, x_b\rangle \\ &= \frac{4}{\sqrt{\pi}} \mathcal{N}_+^2 e^{-(x_a^2 + x_b^2)} [\tilde{\mathcal{N}}_0^2 F_0(x_a) F_0(x_b) |g, g\rangle \\ &\quad + \tilde{\mathcal{N}}_2^2 F_2(x_a) F_2(x_b) |e, e\rangle] |x_a, x_b\rangle, \end{aligned} \quad (\text{B10})$$

where  $F_\lambda(x) = e^{-\alpha^2} \cosh(2\alpha x) + i^\lambda \cos(2\alpha x)$ . This leads to the probability distribution and the resultant density matrix for Alice and Bob through the relations

$$P^{\lambda=0}(x_a, x_b) = \frac{1}{2} \text{Tr}[\mathcal{M}_X |\Psi_{\text{ABab}}^{\lambda=0}\rangle \langle \Psi_{\text{ABab}}^{\lambda=0} | \mathcal{M}_X^\dagger], \quad (\text{B11})$$

$$\rho_{\text{AB}}^{\lambda=0} = \frac{\text{Tr}_{\text{ab}}[\mathcal{M}_X |\Psi_{\text{ABab}}^{\lambda=0}\rangle \langle \Psi_{\text{ABab}}^{\lambda=0} | \mathcal{M}_X^\dagger]}{\text{Tr}[\mathcal{M}_X |\Psi_{\text{ABab}}^{\lambda=0}\rangle \langle \Psi_{\text{ABab}}^{\lambda=0} | \mathcal{M}_X^\dagger]}. \quad (\text{B12})$$

A similar set of calculations can be done for the outcome  $\lambda = 2$ .

### APPENDIX C: COMPUTATION OF PROPAGATING QUBIT-PHOTON STATES IN PRESENCE OF IMPERFECTIONS

#### 1. Implementation using Schrödinger cat states

First, we describe the computation of the state of Alice and arnie after their entangled qubit-photon states decohere as they propagate through the transmission line. The initial state of Alice and arnie is given by [Eq. (18)]

$$|\Psi_{\text{Aa}}\rangle = \frac{1}{\sqrt{2}} \sum_{j, \mu=0}^1 \mathcal{N}_j (-1)^{j\mu} |j, (-1)^\mu \alpha\rangle. \quad (\text{C1})$$

To compute the final state after attenuation losses, first we introduce an auxiliary mode  $a'$ , initialized to vacuum. Then, we model the losses by passing the joint system of Alice, arnie, and  $a'$  through a beam splitter with transmission probability  $\eta_1$ . Thus, the state evolves according to

$$\begin{aligned} |\Psi_{\text{Aa}}\rangle \otimes |0\rangle &\rightarrow |\tilde{\Psi}_{\text{Aa}}\rangle, \\ |\tilde{\Psi}_{\text{Aa}}\rangle &= \frac{1}{\sqrt{2}} \sum_{j, \mu=0}^1 \mathcal{N}_j (-1)^{j\mu} |j, (-1)^\mu \bar{\alpha}, (-1)^\mu \epsilon\rangle, \end{aligned} \quad (\text{C2})$$

where  $\bar{\alpha} = \sqrt{\eta_1} \alpha$  and  $\epsilon = \sqrt{1 - \eta_1} \alpha$ . Thus, the density matrix for the modes Alice, arnie, and  $a'$  can be written as

$$\begin{aligned} \bar{\rho}_{\text{Aa}} &= \frac{1}{2} \sum_{j, j', \mu, \mu'=0}^1 \mathcal{N}_j \mathcal{N}_{j'} (-1)^{\mu \cdot j} [|j, (-1)^\mu \bar{\alpha}\rangle \\ &\quad \times \langle j', (-1)^{\mu'} \bar{\alpha}|] [(-1)^\mu \epsilon\rangle \langle (-1)^{\mu'} \epsilon|], \\ \Rightarrow \rho_{\text{Aa}} &= \frac{1}{2} \sum_{j, j', \mu, \mu'=0}^1 \mathcal{N}_j \mathcal{N}_{j'} (-1)^{\mu \cdot j} e^{-\epsilon^2 \{1 - (-1)^{\mu+\mu'}\}} \\ &\quad \times [|j, (-1)^\mu \bar{\alpha}\rangle \langle j', (-1)^{\mu'} \bar{\alpha}|], \end{aligned} \quad (\text{C3})$$

where  $\mu = \{\mu, \mu'\}$ ,  $j = \{j, j'\}$  and in the last line, we have traced out the auxiliary mode  $a'$ . Here,  $e^{-\epsilon^2 \{1 - (-1)^{\mu+\mu'}\}}$  shows explicitly the loss of coherence due to the loss of information to the environment. At this point, we need to re-express the  $|(-1)^\mu \bar{\alpha}\rangle$  in the eigenbasis of the measurement operator: joint-photon-number-modulo-2. To that end, we use

$$|(-1)^\mu \bar{\alpha}\rangle = \frac{1}{2} \sum_{k=0}^1 \frac{(-1)^{\mu k}}{\tilde{\mathcal{N}}_k} |C_{\bar{\alpha}}^{(-)^\mu k}\rangle, \quad (\text{C4})$$

where  $\tilde{\mathcal{N}}_j = 1/\sqrt{2[1 + (-1)^j e^{-2|\bar{\alpha}|^2}]}$ . Using Eqs. (C3) and (C4), we arrive at the density matrix for Alice and arnie:

$$\begin{aligned} \rho_{\text{Aa}} &= \frac{1}{8} \sum_{\text{Aa}} \frac{\mathcal{N}_j \mathcal{N}_{j'}}{\tilde{\mathcal{N}}_k \tilde{\mathcal{N}}_{k'}} (-1)^{\mu \cdot (j+k)} e^{-\epsilon^2 \{1 - (-1)^{\mu+\mu'}\}} \\ &\quad \times |j, C_{\bar{\alpha}}^{(-)^\mu k}\rangle \langle j', C_{\bar{\alpha}}^{(-)^\mu k'}|, \end{aligned} \quad (\text{C5})$$

where  $\sum_{\text{Aa}} = \sum_{j, j'=0}^1 \sum_{k, k'=0}^1 \sum_{\mu, \mu'=0}^1$ ,  $\mathbf{k} = \{k, k'\}$ .

Similar calculations can be done for the entangled states of Bob and bert, yielding

$$\begin{aligned} \rho_{\text{Bb}} &= \frac{1}{8} \sum_{\text{Bb}} \frac{\mathcal{N}_l \mathcal{N}_{l'}}{\tilde{\mathcal{N}}_m \tilde{\mathcal{N}}_{m'}} (-1)^{\nu \cdot (l+m)} e^{-\epsilon^2 \{1 - (-1)^{\nu+\nu'}\}} \\ &\quad \times |l, C_{\bar{\alpha}}^{(-)^\nu m}\rangle \langle l', C_{\bar{\alpha}}^{(-)^\nu m'}|, \end{aligned} \quad (\text{C6})$$

where  $\sum_{\text{Bb}} = \sum_{l, l'=0}^1 \sum_{m, m'=0}^1 \sum_{\nu, \nu'=0}^1$ ,  $\nu = \{\nu, \nu'\}$ ,  $\mathbf{l} = \{l, l'\}$ , and  $\mathbf{m} = \{m, m'\}$ . The tensor product of  $\rho_{\text{Aa}}$  and  $\rho_{\text{Bb}}$  gives Eq. (19).

## 2. Implementation using mod 4 cat states

First, we describe the computation of the qubit-photon states of Alice and arnie after propagation through the transmission line. The starting point is Eq. (22):

$$|\Psi_{\text{Aa}}\rangle = \frac{1}{\sqrt{2}} \sum_{j,\mu,\nu=0}^1 \tilde{\mathcal{N}}_{2j} \mathcal{N}_{2j} (-1)^{j\nu} |j, (-1)^\mu i^\nu \alpha\rangle. \quad (\text{C7})$$

To compute the entangled qubit-photon state when it arrives at the joint-photon-number-modulo-4 measurement apparatus, we use the approach outlined in Appendix C 1, introducing an auxiliary mode  $a'$  in vacuum, computing the resultant state of Alice, arnie, and  $a'$  as it passes through a beam splitter of transmission probability  $\eta_1$  and subsequently, tracing out the mode  $a'$ . Following the notation in Appendix C 1, we find that

$$|\bar{\Psi}_{\text{Aa}}\rangle = \frac{1}{\sqrt{2}} \sum_{j,\mu,\nu=0}^1 \tilde{\mathcal{N}}_{2j} \mathcal{N}_{2j} (-1)^{j\nu} |j, (-1)^\mu i^\nu \bar{\alpha}, (-1)^\mu i^\nu \epsilon\rangle,$$

where  $\bar{\alpha} = \sqrt{\eta_1} \alpha$  and  $\epsilon = \sqrt{1 - \eta_1} \alpha$ . Thus, the density matrix for the modes Alice, arnie, and  $a'$  can be written as

$$\begin{aligned} \bar{\rho}_{\text{Aa}} &= \frac{1}{2} \sum_{\{\}} \tilde{\mathcal{N}}_{2j} \tilde{\mathcal{N}}_{2j'} \mathcal{N}_{2j} \mathcal{N}_{2j'} (-1)^{v \cdot j} (|j, (-1)^\mu i^\nu \bar{\alpha}\rangle \\ &\quad \times \langle j', (-1)^{\mu'} i^{\nu'} \bar{\alpha}|) (-1)^{\mu} i^\nu \epsilon \langle (-1)^{\mu'} i^{\nu'} \epsilon|, \\ \Rightarrow \rho_{\text{Aa}} &= \frac{1}{2} \sum_{\{\}} \tilde{\mathcal{N}}_{2j} \tilde{\mathcal{N}}_{2j'} \mathcal{N}_{2j} \mathcal{N}_{2j'} (-1)^{v \cdot j} \\ &\quad \times e^{-\epsilon^2 \{1 - (-1)^{\mu+\mu'} i^{\nu-\nu'}\}} |j, (-1)^\mu i^\nu \bar{\alpha}\rangle \langle j', (-1)^{\mu'} i^{\nu'} \bar{\alpha}|, \end{aligned}$$

where  $\sum_{\{\}} = \sum_{j,j'=0}^1 \sum_{\mu,\mu'=0}^1 \sum_{\nu,\nu'=0}^1$ ,  $\mathbf{v} = \{v, v'\}$ ,  $\mathbf{j} = \{j, j'\}$  and in the last line, we have traced out the auxiliary mode  $a'$ . In the next step, we express the above equation in the eigenbasis of the joint-photon-number-modulo-4 measurement. To that end, we use

$$\begin{aligned} |(-1)^\mu i^\nu \bar{\alpha}\rangle &= \frac{1}{4} \sum_{\gamma=0}^3 \frac{1}{\tilde{\mathcal{N}}_\gamma \mathcal{N}_\gamma} |C_{(-1)^\mu i^\nu \bar{\alpha}}^{\gamma \bmod 4}\rangle \\ &= \frac{1}{4} \sum_{\gamma=0}^3 \frac{(-1)^{\mu\gamma} i^{\nu\gamma}}{\tilde{\mathcal{N}}_\gamma \mathcal{N}_\gamma} |C_{\bar{\alpha}}^{\gamma \bmod 4}\rangle, \quad (\text{C8}) \end{aligned}$$

where  $\tilde{\mathcal{N}}_\gamma, \mathcal{N}_\gamma$  can be obtained from the definitions of  $\tilde{\mathcal{N}}_\gamma, \mathcal{N}_\gamma$  (cf. Secs. IV A and IV B) by making the substitution  $\alpha \rightarrow \bar{\alpha}$  and the last line follows from the definition of mod 4 cats (see Sec. 2.2 of [27]). Combining the last two equations results in

$$\begin{aligned} \rho_{\text{Aa}} &= \frac{1}{2^5} \sum_{\text{Aa}} \frac{\tilde{\mathcal{N}}_{2j} \tilde{\mathcal{N}}_{2j'} \mathcal{N}_{2j} \mathcal{N}_{2j'}}{\tilde{\mathcal{N}}_\gamma \tilde{\mathcal{N}}_{\gamma'} \mathcal{N}_\gamma \mathcal{N}_{\gamma'}} (-1)^{v \cdot j + \mu \cdot \nu} i^{v\gamma - v'\gamma'} \\ &\quad \times e^{-\epsilon^2 \{1 - (-1)^{\mu+\mu'} i^{\nu-\nu'}\}} |j, C_{\bar{\alpha}}^{\gamma \bmod 4}\rangle \langle j', C_{\bar{\alpha}}^{\gamma' \bmod 4}|, \end{aligned}$$

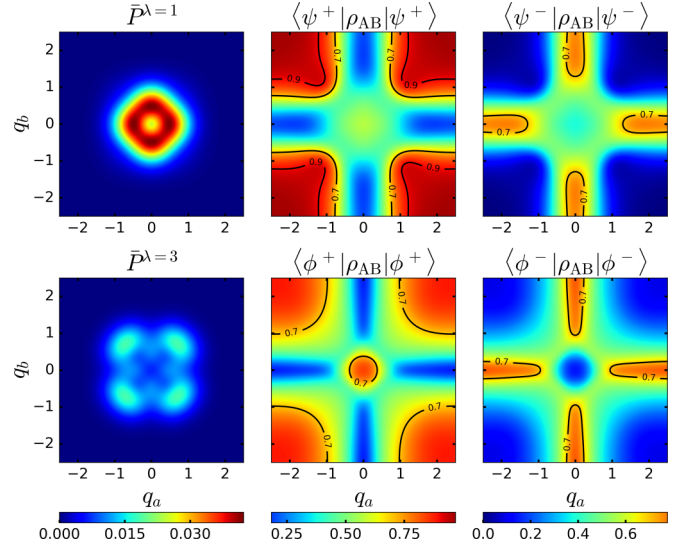


FIG. 11. Probability distribution  $\bar{P}^\lambda(q_a, q_b)$  of outcomes of the homodyne measurements of arnie and bert and resulting overlap of Alice and Bob's joint density matrix  $\rho_{\text{AB}}$  with the Bell states  $|\psi^\pm\rangle = (|g, g\rangle \pm |e, e\rangle)/\sqrt{2}$ ,  $|\phi^\pm\rangle = (|g, e\rangle \pm |e, g\rangle)/\sqrt{2}$  is shown. We chose  $\alpha = 1$  and  $\eta_1 = \eta_2 = 0.8$  and show the cases  $\lambda = 1, 3$  (see Appendix C 2 for  $\lambda = 1, 3$ ). The top (bottom) left panel shows the probability of outcomes for the joint-photon-number-modulo-4 outcome to be  $\lambda = 1$  (3). Corresponding overlaps to the Bell states  $|\psi^\pm\rangle$  ( $|\phi^\pm\rangle$ ) are plotted in the top (bottom) center and top (bottom) right panels. The overlaps to the even (odd) Bell states for  $\lambda = 1$  (3) are not shown for brevity.

where  $\sum_{\text{Aa}} = \sum_{j,j'=0}^1 \sum_{\mu,\mu'=0}^1 \sum_{\nu,\nu'=0}^1 \sum_{\gamma,\gamma'=0}^3$ . Here, we have used, as before, the following definitions:  $\mathbf{j} = \{j, j'\}$ ,  $\boldsymbol{\mu} = \{\mu, \mu'\}$ ,  $\mathbf{v} = \{v, v'\}$  and  $\boldsymbol{\gamma} = \{\gamma, \gamma'\}$ . Similar calculations can be done for Bob and bert, yielding

$$\begin{aligned} \rho_{\text{Bb}} &= \frac{1}{2^5} \sum_{\text{Bb}} \frac{\tilde{\mathcal{N}}_{2k} \tilde{\mathcal{N}}_{2k'} \mathcal{N}_{2k} \mathcal{N}_{2k'}}{\tilde{\mathcal{N}}_\delta \tilde{\mathcal{N}}_{\delta'} \mathcal{N}_\delta \mathcal{N}_{\delta'}} (-1)^{\boldsymbol{\psi} \cdot \mathbf{k} + \boldsymbol{\phi} \cdot \boldsymbol{\delta}} i^{\boldsymbol{\psi} \delta - \boldsymbol{\psi}' \delta'} \\ &\quad \times e^{-\epsilon^2 \{1 - (-1)^{\phi+\phi'} i^{\psi-\psi'}\}} |j, C_{\bar{\alpha}}^{\delta \bmod 4}\rangle \langle j', C_{\bar{\alpha}}^{\delta' \bmod 4}|, \end{aligned}$$

where  $\sum_{\text{Bb}} = \sum_{k,k'=0}^1 \sum_{\phi,\phi'=0}^1 \sum_{\psi,\psi'=0}^1 \sum_{\delta,\delta'=0}^3$  and  $\mathbf{k} = \{k, k'\}$ ,  $\boldsymbol{\phi} = \{\phi, \phi'\}$ ,  $\boldsymbol{\psi} = \{\psi, \psi'\}$ , and  $\boldsymbol{\delta} = \{\delta, \delta'\}$ . The tensor product of  $\rho_{\text{Aa}}$  and  $\rho_{\text{Bb}}$  gives us Eq. (23).

## 3. Probability distribution and overlaps to Bell states for $\lambda = 1, 3$

After the homodyne detection of arnie and bert, corresponding to the joint-photon-number-modulo-4 measurement outcomes  $\lambda = 1, 3$ , the probability of success and the overlap to the Bell states  $|\phi^\pm\rangle, |\psi^\pm\rangle$  is shown in Fig. 11.

- [1] A. K. Ekert, *Phys. Rev. Lett.* **67**, 661 (1991).
- [2] C. H. Bennett, G. Brassard, C. Crépeau, R. Jozsa, A. Peres, and W. K. Wootters, *Phys. Rev. Lett.* **70**, 1895 (1993).
- [3] S. J. van Enk, J. I. Cirac, and P. Zoller, *Phys. Rev. Lett.* **78**, 4293 (1997).
- [4] H.-J. Briegel, W. Dür, J. I. Cirac, and P. Zoller, *Phys. Rev. Lett.* **81**, 5932 (1998).
- [5] J. F. Clauser, M. A. Horne, A. Shimony, and R. A. Holt, *Phys. Rev. Lett.* **23**, 880 (1969).
- [6] A. Cabello, *Phys. Rev. Lett.* **87**, 010403 (2001).
- [7] C. Simon and W. T. M. Irvine, *Phys. Rev. Lett.* **91**, 110405 (2003).
- [8] D. N. Matsukevich, P. Maunz, D. L. Moehring, S. Olmschenk, and C. Monroe, *Phys. Rev. Lett.* **100**, 150404 (2008).
- [9] L.-M. Duan, B. B. Blinov, D. L. Moehring, and C. Monroe, *Quantum Inf. Comput.* **4**, 165 (2004).
- [10] L. Jiang, J. M. Taylor, A. S. Sørensen, and M. D. Lukin, *Phys. Rev. A* **76**, 062323 (2007).
- [11] M. H. Devoret and R. J. Schoelkopf, *Science* **339**, 1169 (2013).
- [12] C. Monroe, R. Raussendorf, A. Ruthven, K. R. Brown, P. Maunz, L.-M. Duan, and J. Kim, *Phys. Rev. A* **89**, 022317 (2014).
- [13] C. Cabrillo, J. I. Cirac, P. Garcia-Fernandez, and P. Zoller, *Phys. Rev. A* **59**, 1025 (1999).
- [14] L.-M. Duan, M. D. Lukin, J. I. Cirac, and P. Zoller, *Nature (London)* **414**, 413 (2001).
- [15] S. D. Barrett and P. Kok, *Phys. Rev. A* **71**, 060310 (2005).
- [16] Y.-B. Sheng, L. Zhou, and G.-L. Long, *Phys. Rev. A* **88**, 022302 (2013).
- [17] C. W. Chou, H. de Riedmatten, D. Felinto, S. V. Polyakov, S. J. van Enk, and H. J. Kimble, *Nature (London)* **438**, 828 (2005).
- [18] D. L. Moehring, P. Maunz, S. Olmschenk, K. C. Younge, D. N. Matsukevich, L.-M. Duan, and C. Monroe, *Nature (London)* **449**, 68 (2007).
- [19] J. Hofmann, M. Krug, N. Ortegel, L. Gerard, M. Weber, W. Rosenfeld, and H. Weinfurter, *Science* **337**, 72 (2012).
- [20] H. Bernien, B. Hensen, W. Pfaff, G. Koolstra, M. S. Blok, L. Robledo, T. H. Taminiau, M. Markham, D. J. Twitchen, L. Childress, and R. Hanson, *Nature (London)* **497**, 86 (2013).
- [21] A. Narla, S. Shankar, M. Hatridge, Z. Leghtas, K. M. Sliwa, E. Zalys-Geller, S. O. Mundhada, W. Pfaff, L. Frunzio, R. J. Schoelkopf, and M. H. Devoret, *Phys. Rev. X* **6**, 031036 (2016).
- [22] A. Roy, L. Jiang, A. D. Stone, and M. Devoret, *Phys. Rev. Lett.* **115**, 150503 (2015).
- [23] M. Silveri, E. Zalys-Geller, M. Hatridge, Z. Leghtas, M. H. Devoret, and S. M. Girvin, *Phys. Rev. A* **93**, 062310 (2016).
- [24] H. Jeong and M. S. Kim, *Phys. Rev. A* **65**, 042305 (2002).
- [25] T. C. Ralph, W. J. Munro, and G. J. Milburn, *Proc. SPIE* **4917**, 1 (2002).
- [26] Z. Leghtas, G. Kirchmair, B. Vlastakis, R. J. Schoelkopf, M. H. Devoret, and M. Mirrahimi, *Phys. Rev. Lett.* **111**, 120501 (2013).
- [27] M. Mirrahimi, Z. Leghtas, V. V. Albert, S. Touzard, R. J. Schoelkopf, L. Jiang, and M. H. Devoret, *New J. Phys.* **16**, 045014 (2014).
- [28] N. Ofek, A. Petrenko, R. Heeres, P. Reinhold, Z. Leghtas, B. Vlastakis, Y. Liu, L. Frunzio, S. M. Girvin, L. Jiang, M. Mirrahimi, M. H. Devoret, and R. J. Schoelkopf, *Nature* **536**, 441 (2016).
- [29] K. Nemoto and W. J. Munro, *Phys. Rev. Lett.* **93**, 250502 (2004).
- [30] T. P. Spiller, K. Nemoto, S. L. Braunstein, W. J. Munro, P. Van Loock, and G. J. Milburn, *New J. Phys.* **8** 30 (2006).
- [31] N. Roch, M. E. Schwartz, F. Motzoi, C. Macklin, R. Vijay, A. W. Eddins, A. N. Korotkov, K. B. Whaley, M. Sarovar, and I. Siddiqi, *Phys. Rev. Lett.* **112**, 170501 (2014).
- [32] A. Sarlette and M. Mirrahimi, [arXiv:1604.04490](https://arxiv.org/abs/1604.04490).
- [33] C. Wang, Y. Y. Gao, P. Reinhold, R. W. Heeres, N. Ofek, K. Chou, C. Axline, M. Reagor, J. Blumoff, K. M. Sliwa, L. Frunzio, S. M. Girvin, L. Jiang, M. Mirrahimi, M. H. Devoret, and R. J. Schoelkopf, *Science* **352**, 1087 (2016).
- [34] S. Krastanov, V. V. Albert, C. Shen, C. L. Zou, R. W. Heeres, B. Vlastakis, R. J. Schoelkopf, and L. Jiang, *Phys. Rev. A* **92**, 040303(R) (2015).
- [35] R. W. Heeres, B. Vlastakis, E. Holland, S. Krastanov, V. V. Albert, L. Frunzio, L. Jiang, and R. J. Schoelkopf, *Phys. Rev. Lett.* **115**, 137002 (2015).
- [36] J. I. Cirac, P. Zoller, H. J. Kimble, and H. Mabuchi, *Phys. Rev. Lett.* **78**, 3221 (1997).
- [37] Y. Yin, Y. Chen, D. Sank, P. J. J. O'Malley, T. C. White, R. Barends, J. Kelly, E. Lucero, M. Mariantoni, A. Megrant, C. Neill, A. Vainsencher, J. Wenner, A. N. Korotkov, A. N. Cleland, and J. M. Martinis, *Phys. Rev. Lett.* **110**, 107001 (2013).
- [38] U. Leonhardt and H. Paul, *Prog. Quantum Electron.* **19**, 89 (1995).
- [39] D. A. Steck, *Quantum and Atom Optics*, available online at <http://steck.us/teaching> (revision 0.5.3, 20 April 2010).
- [40] D. Gottesman, A. Kitaev, and J. Preskill, *Phys. Rev. A* **64**, 012310 (2001).
- [41] M. H. Michael, M. Silveri, R. T. Brierley, V. V. Albert, J. Salmilehto, L. Jiang, and S. M. Girvin, *Phys. Rev. X* **6**, 031006 (2016).
- [42] B. M. Terhal and D. Weigand, *Phys. Rev. A* **93**, 012315 (2016).