

One-shot entanglement generation over long distances in noisy quantum networks

S. Perseguers,¹ L. Jiang,² N. Schuch,¹ F. Verstraete,³ M. D. Lukin,² J. I. Cirac,¹ and K. G. H. Vollbrecht¹

¹Max-Planck-Institut für Quantenoptik, Hans-Kopfermann-Strasse 1, D-85748 Garching, Germany

²Physics Department, Harvard University, Cambridge, Massachusetts 02138, USA

³Fakultät für Physik, Universität Wien, Boltzmannngasse 5, A-1090 Wien, Austria

(Received 8 July 2008; published 12 December 2008)

We consider the problem of creating a long-distance entangled state between two stations of a network, where neighboring nodes are connected by noisy quantum channels. We show that any two stations can share an entangled pair if the effective probability for the quantum errors is below a certain threshold, which is achieved by a local encoding of the qubits and a global bit-flip correction. In contrast to the conventional quantum-repeater schemes, we do not need to store the qubits in quantum memory for a long time: our protocol is a one-shot process (i.e., the elementary entangled pairs are used only once) involving one-way classical communication. Furthermore, the overhead of local resources increases only logarithmically with the size of the network, making our proposal favorable to long-distance quantum communication.

DOI: 10.1103/PhysRevA.78.062324

PACS number(s): 03.67.Hk, 03.67.Pp

I. INTRODUCTION

The task of creating entanglement over long distances has attracted a lot of attention in the past ten years and has been shown to be feasible using the so-called quantum-repeater protocols [1–3], which alternates connection and purification steps. One of the remaining problems for their technical realization is the development of efficient and reliable quantum memories [4]. An alternative to these (one-dimensional) quantum repeaters is to exploit the high connectivity of quantum networks through percolation strategies [5,6], which, however, work only for pure states and perfect quantum operations. The aim of this paper is to establish a new theoretical scheme for generating long-distance entanglement in noisy quantum networks without relying on efficient quantum memories: we have to preserve the qubits from decoherence for a time that does not depend on the number of connections between the two desired stations. To that purpose, we propose to combine ideas of quantum error-correcting codes [7] and some features of two-dimensional quantum networks. Compared with the one-dimensional quantum repeaters with encoding, based on general quantum error correction [8], our network uses smaller and more efficient quantum codes correcting one specific type of errors (phase errors), while bit-flip errors are corrected by the network.

Description of the model

The quantum network we consider throughout this paper consists in a square lattice where nodes represent the stations and edges the quantum channels; see Fig. 1. Quantum states can be transmitted through these channels, and entanglement, i.e., short-distance Bell states, can be created between neighboring stations. We would like to use these local resources to generate long-distance Bell pairs $|\Phi^+\rangle_{AB} = |00\rangle_{AB} + |11\rangle_{AB}$ between some chosen destination stations A and B . We assume perfect classical communication among all stations, but imperfect quantum operations and channels, so that the local entangled pairs have limited fidelity; details of the error model are given in Appendix A.

II. NETWORK WITH BIT-FLIP ERRORS ONLY

We assume for the moment that only bit-flip errors occur in the network, with a probability ε_b ; phase errors will be added in the next section. The first step of the procedure is to generate an entangled pair for all the edges of the lattice and to create a local state $|\Phi^+\rangle$ at the station O ; see Fig. 1. We then use the entangled pairs to teleport the two qubits of $|\Phi^+\rangle$ to the right and to the top until they reach C , in the following way:

(i) Inner stations receive two qubits from their bottom and left neighbors and they teleport them to the top and to the right, respectively.

(ii) Stations on a boundary do the same, but they either receive one qubit and “duplicate” it [by applying a controlled-NOT (CNOT) with an additional qubit in the state $|0\rangle$ as target], or they receive two qubits and “erase” one of them (by measuring it in the X basis and by communicating the outcome result; station C erases the two qubits it receives).

(iii) The destination stations A and B save each an additional duplicated qubit; this will create the long-distance entangled state $|\Phi^+\rangle_{AB}$.

A. Bit-flip error correction

A syndrome detection and a network-based error correction are now used to suppress the bit-flip errors that occurred while teleporting the initial state from O to C . A very similar

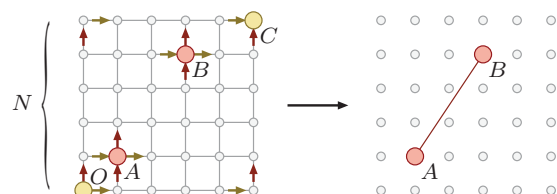


FIG. 1. (Color online) A quantum network with a station located at each vertex of an $N \times N$ square lattice. The goal is to create a long-distance entangled state between some previously chosen stations A and B .

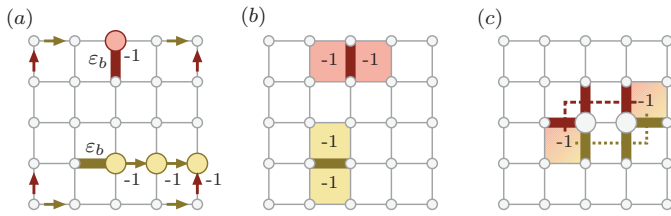


FIG. 2. (Color online) Bit-flip error correction: (a) Parity check pattern associated with two erroneous edges, and (b) its plaquette representation. (c) Two of the three possible edge identifications (with the minimal number of errors) for the given syndrome pattern. If the inferred edges do not correspond to the erroneous ones, a loop is created and sites lying inside this region will apply the wrong bit-flip correction.

procedure can be found in the context of fault-tolerant error recovery in planar codes [9]; see the discussion in Appendix B.

Parity checks. Each station coherently extracts the parity information of the two qubits it receives, as shown in Fig. 4 and outputs +1 if the qubits have the same parity and -1 otherwise (error syndrome). Stations that receive only one qubit define the parity check output as +1. Given the syndrome pattern for the lattice, the task is now to determine which are the edges responsible for the bit-flip errors.

Plaquette representation. We assign for each plaquette (i.e., for each vertex of the dual lattice) a value that is the product of the four parity check outputs at its corners. For example, the parity check pattern and its plaquette representation induced by one erroneous edge are shown in Figs. 2(a) and 2(b). Thus, single erroneous edge results in two -1 plaquettes adjacent to the erroneous edge (except when that edge is on the boundary, resulting in a single -1 plaquette). Erroneous edges can be identified unequivocally as long as they are *isolated*, but having two (or more) such edges adjacent to the same plaquette leads to some ambiguity, see Fig. 2(c), and this may cause a bit-flip error in the final state.

Fidelity of the resulting state. Since we assume bit-flip errors only, the resulting state is a mixture of $|\Phi^+\rangle = |00\rangle + |11\rangle$ and $|\Psi^+\rangle = |01\rangle + |10\rangle$,

$$\rho_{AB} = F|\Phi^+\rangle\langle\Phi^+| + (1-F)|\Psi^+\rangle\langle\Psi^+|. \quad (1)$$

This mixed state is always entangled and can be distilled at a rate of $E = 1 - H_2(F)$, which is called distillable entanglement [11]. Its fidelity F , i.e., the probability to apply the same bit-flip correction at A and B , has been calculated numerically; see Fig. 3: this shows that there exists a critical value $\varepsilon_b^* \approx 0.11$ above which the error correction fails to work. A precise value of ε_b^* is discussed in Appendix B, but we can justify its existence and approximate it in a simple way by the following argument: each imperfect quantum channel introduces an entropy $H_2(\varepsilon_b) = -\varepsilon_b \log_2 \varepsilon_b - (1 - \varepsilon_b) \log_2 (1 - \varepsilon_b)$ into the network, and each parity check extracts at most 1 bit of information. We thus can maintain an ordered phase if $2H_2(\varepsilon_b) < 1$, i.e., when $\varepsilon_b \lesssim 11\%$.

Measurement errors. In practice, the parity check measurements are imperfect and they give a wrong result with probability ε_c . We can generalize the entropy argument by

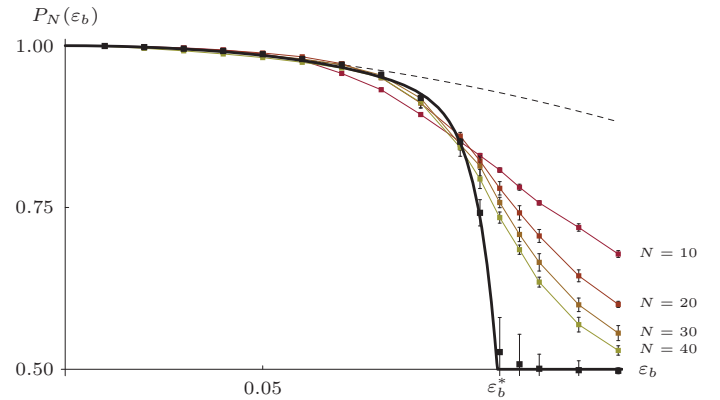


FIG. 3. (Color online) Simulation of the (classical) bit-flip error correction in a square lattice with periodic boundary conditions, so that syndrome plaquettes always appear in pairs. An unknown bit is sent through the lattice and a possible minimal set of erroneous edges leading to the corresponding parity check pattern is found using Edmonds' algorithm for minimal weight perfect matching [10]. We show here the probability that two random sites infer the same value of the bit in an $N \times N$ lattice with bit-flip error probability ε_b . The extrapolated function P_∞ is plotted with a bold line and the dashed line represents its behavior for small ε_b : $P_\infty(\varepsilon_b) \approx 1 - 6\varepsilon_b^2 + O(\varepsilon_b^3)$.

including the measurement errors, so that at most $1 - H_2(\varepsilon_c)$ bits of information are extracted from a parity check. The condition for maintaining an ordered phase becomes

$$2H_2(\varepsilon_b) < 2H_2(\varepsilon_b^*) = 1 - H_2(\varepsilon_c). \quad (2)$$

We now try to get rid of the measurement errors by repeating the parity checks $2r+1$ times and using the majority vote to infer the correct syndrome. If the parity check measurements do not perturb the qubits, repeating them can suppress the errors up to $O(\varepsilon_c^{r+1})$. Even if additional errors are introduced into the system, three repeated measurements can already help in correcting errors; in fact, a measurement error can be treated as an effective contribution to the error in the channel (see Appendix A), which approximately becomes $\varepsilon_b' = \varepsilon_b + 3\varepsilon_c$, and an ordered phase is maintained whenever $\varepsilon_b' < \varepsilon_b^*$.

Other lattices. Even if the square lattice is the most natural one we can think of, ideas of network-based correction can easily be generalized to other geometries. The triangular lattice, for instance, has a slightly higher critical value: $\varepsilon_b^* \approx 17\%$. This threshold is found by solving the equation $3H_2(\varepsilon_b^*) = 2$ (similar entropy argument as for the square lattice), or by considering the corresponding random-bond Ising model on the triangular lattice (see Appendix B and the numerical result in [12]).

Comparison with pure-state percolation. Our protocol can also be applied when the edges of the lattice are given by pure but nonmaximally entangled states of the form $|\varphi\rangle = \sqrt{\varphi_0}|00\rangle + \sqrt{\varphi_1}|11\rangle$, with $\varphi_0 \geq \varphi_1$ and $\varphi_0 + \varphi_1 = 1$, and when quantum operations are supposed perfect. In this situation there already exists a protocol, based on classical percolation theory, that achieves long-distance entanglement [5,6]: one first tries to convert each state $|\varphi\rangle$ of the network into the Bell pair $|\Phi^+\rangle$, which is successful with a probability p

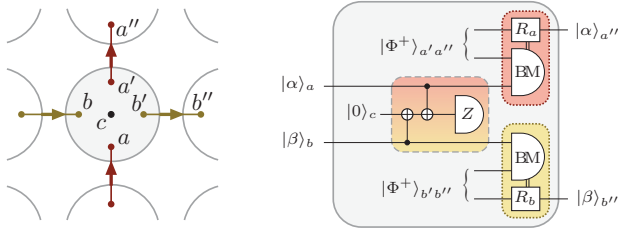


FIG. 4. (Color online) Local resources and operations at each station. At least five qubits are needed: one for the parity check measurement (dashed box) and four for the teleportations (dotted boxes). The choice of the rotations R , depending on the outcomes of the Bell measurements, can be tracked classically and thus no classical communication is necessary between the stations during the process; the interpretation of the parity checks can be postponed until its very end.

$=2\varphi_1$. If p is higher than some threshold p^* depending on the lattice (for instance $p^*=0.5$ for an infinite square lattice), then there exists with a strictly positive probability a path of Bell pairs connecting any two sites. Performing entanglement swappings along such a path finally leads to the desired long-distance entangled pair. In order to use our approach, we twirl [13] the pure state $|\varphi\rangle$ to the mixed state

$$\rho = \frac{(\sqrt{\varphi_0} + \sqrt{\varphi_1})^2}{2} |\Phi^+\rangle\langle\Phi^+| + \frac{(\sqrt{\varphi_0} - \sqrt{\varphi_1})^2}{2} |\Psi^+\rangle\langle\Psi^+|,$$

which corresponds to a bit-flip error probability of $(\sqrt{\varphi_0} - \sqrt{\varphi_1})^2/2$. Since the threshold for our protocol is about 0.11, we can deal with states up to $\varphi_0 \leq 0.81$, and thus beat the classical percolation protocol, which works only for $\varphi_0 \leq 0.75$.

B. Physical and temporal resources

As illustrated in Fig. 4 each station requires the following: (i) four qubits for the connections with its neighbors; (ii) one qubit for the parity check measurements, which can also be used to store the final Bell state; and (iii) about two ancilla qubits (not shown in the figure) to create the elementary entangled pairs using nested entanglement pumping (see Appendix A). We therefore need approximately seven qubits at each station, and this number is independent of the size of the lattice.

Simultaneous measurements versus quantum memory. One key advantage of the proposed procedure is that all stations can operate *simultaneously*: the quantum operations at each station (including both Bell and parity-check measurements) can be made without knowing the measurement outcomes from the other stations. The interpretation of these outcomes, i.e., the choice of the local Pauli frames, is done using one-way classical communication. Since the goal is to produce a Bell pair between stations A and B , only the two concerned qubits have to be kept in quantum memory while waiting for the measurement outcomes to be collected and analyzed; at the same time another round of quantum communication in the network can already start.

A more favorable application of our protocol is quantum key distribution. To that purpose, all that is needed is the

statistical correlation associated with the Bell pair, rather than the pair itself. This observation allows us to avoid any problem of decoherence of the qubits at stations A and B since they can be measured even before the reception of all measurement outcomes. In fact, the two qubits are measured in one of two complementary bases (e.g., X and Z), which is randomly chosen for each destination station, and the outcomes are secretly stored while the choice of the basis is publicly announced. Once all measurement outcomes are received, A and B can determine whether they chose the same basis or not; this is the case with probability $\frac{1}{2}$, and thus a raw key for cryptography is available. Even if the correlation is not perfect due to various imperfections, we can apply the procedure of privacy amplification before we obtain the final highly correlated secret key (see [14], p. 186).

III. CORRECTING BIT-FLIP AND PHASE ERRORS

We now propose a way of suppressing both bit-flip and phase errors that are present in the quantum network.

A. Encoding the qubits

Each physical qubit considered so far is replaced by an encoded block of qubits, and we also implement all quantum operations at the encoded level. Phase errors are suppressed by the code redundancy, and bit-flip errors are corrected exactly as explained in the previous section. The subspace for the redundant code of $n=2t+1$ physical qubits is spanned by the two logical GHZ states,

$$\begin{aligned} |\tilde{0}\rangle &\equiv \frac{1}{\sqrt{2}}(|+\rangle^{\otimes n} + |-\rangle^{\otimes n}), \\ |\tilde{1}\rangle &\equiv \frac{1}{\sqrt{2}}(|+\rangle^{\otimes n} - |-\rangle^{\otimes n}). \end{aligned} \tag{3}$$

This choice of code can correct by majority vote up to t phase errors in the block of n qubits, but it cannot correct any bit-flip errors, which we denote as $(t_p, t_b)=(t, 0)$. This is a CSS code with stabilizers generated by $\{X_1X_2, X_2X_3, \dots, X_{n-1}X_n\}$, and all the nice properties of a CSS code can be used, as transversal CNOT gates or efficient measurements [15]. Furthermore, all the quantum operations discussed in the previous section can still be applied, with some minor changes: (i) physical qubits are replaced by encoded qubits; in particular, we use the encoded Bell pair $|\tilde{0}\tilde{0}\rangle + |\tilde{1}\tilde{1}\rangle$ as elementary links; (ii) the CNOT gate is implemented by a transversal CNOT gate between two encoded qubits; (iii) encoded Pauli operators \tilde{X} and \tilde{Z} are inferred by measuring all X and Z operators on the qubits of the encoding block; and (iv) classical error correction is performed to suppress up to t phase errors.

It is important for the encoding process to fulfill the requirement of *fault-tolerance*: the probability to get errors on j physical qubits should be of the order of ε_p^j for all $j \leq t$ (with ε_p the phase error probability for a single qubit). Efficient procedures to fault-tolerantly prepare GHZ states are

available, see [16,17], Sec. IX. Hence we may treat errors on physical qubits as independent.

B. Required resources for an $N \times N$ lattice

In order to estimate the fidelity of the long-distance entangled state that is created using our protocol, one has to quantify the amount of errors that occur at three different levels: let $\varepsilon \ll 1$ be the error probability at the physical level, $\tilde{\varepsilon}$ at the logical level, and ϵ at the network level. In Appendix A, we find the approximation $\varepsilon \equiv \varepsilon_b \approx \varepsilon_p \approx 8.5\beta$, where β is the maximum error probability associated with the local two-qubit quantum gates, the measurements, and the quantum memory. At the encoded level, we have to distinguish the two types of errors, since the encoding preferentially suppresses the phase errors while it moderately increases the bit-flip errors,

$$\begin{aligned}\tilde{\varepsilon}_p &= \sum_{j=t+1}^{2t+1} \binom{2t+1}{j} \varepsilon^j \approx \binom{2t+1}{t+1} \varepsilon^{t+1}, \\ \tilde{\varepsilon}_b &= \sum_{j=0}^t \binom{2t+1}{2j+1} \varepsilon^{2j+1} \approx (2t+1)\varepsilon.\end{aligned}\quad (4)$$

Phase errors accumulate as the $2N(N-1)$ links of the network are consumed for the teleportations, and the right bit-flip correction is applied with a probability $P_N(\tilde{\varepsilon}_b)$, see Fig. 3,

$$\begin{aligned}\epsilon_p &= 1 - (1 - \tilde{\varepsilon}_p)^{2N(N-1)} \approx 2N(N-1)\tilde{\varepsilon}_p, \\ \epsilon_b &= 1 - P_N(\tilde{\varepsilon}_b) \approx 1 - P_\infty(\tilde{\varepsilon}_b) \quad \text{for } N \gg 1.\end{aligned}\quad (5)$$

This finally results in the state

$$\begin{aligned}\rho_{AB} &= (1 - \epsilon_b)(1 - \epsilon_p)|\Phi^+\rangle\langle\Phi^+| + \epsilon_b(1 - \epsilon_p)|\Psi^+\rangle\langle\Psi^+| \\ &+ \epsilon_p(1 - \epsilon_b)|\Phi^-\rangle\langle\Phi^-| + \epsilon_b\epsilon_p|\Psi^-\rangle\langle\Psi^-|.\end{aligned}\quad (6)$$

By fixing, for example, the distillable entanglement $E=1 - H_2(\epsilon_b) - H_2(\epsilon_p)$ of the final state, and under the conditions that t is an integer and that ϵ_b and ϵ_p should be of the same order of magnitude, one can now estimate the required resources t (number of qubits used for the encoding) and ε (tolerable error probability at the physical level) by solving Eqs. (4) and (5); see Table I. The number $n=2t+1$ scales only logarithmically with the size of the lattice, and even though ε decreases with N , it stays of the order of the percent for any realistic quantum network.

C. Universal computation on a line

One more general question is whether entanglement distribution in a two-dimensional lattice, with a fixed local dimension and containing any kind of errors, is possible at all. Here we show that this question is related to the existence of fault-tolerant quantum computation in a one-dimensional setting restricted to next-neighbor gates only.

Let us take one diagonal line of the lattice as a one-dimensional quantum computer at time $t=0$; see Fig. 5(a). We can move this quantum computer in the upper-right di-

TABLE I. Estimation of the resources that are required to create a long-distance pair of distillable entanglement E in an $N \times N$ square lattice. The size of the encoding is $n=2t+1$, and ε is the elementary error probability (in percent) that can be tolerated. The total number of qubits at each station is approximately $5n$.

E	N	10^1	10^2	10^3	10^4	10^5
0.75	t	2	3	4	5	6
	ε	1.38	0.96	0.75	0.62	0.54
0.50	t	2	3	4	5	6
	ε	1.84	1.27	0.97	0.79	0.67
0.25	t	2	3	4	5	6
	ε	2.02	1.41	1.08	0.88	0.74

rection by teleporting all its qubits to the right and then to the top. The quantum computer is now supposed to be at time $t=1$ and the errors that occurred during the teleportations are seen as memory errors between times $t=0$ and 1; we further can transport the line to reach any time t . Any two-qubit gate between neighboring qubits a and b can be implemented by slightly changing the path of the teleportation [Fig. 5(b)]: one of the qubit is teleported as usual while the other is first teleported to the top and then to the right such that both meet at the center station, where the gate is applied. What we get is a next-neighbor one-dimensional quantum computation scheme with a simple error model, namely bit-flip and phase errors occurring randomly with probabilities ε_b and ε_p .

The ‘‘spacelike’’ task of teleporting a qubit in a two-dimensional lattice has changed into the ‘‘timelike’’ one of preserving a qubit in a one-dimensional quantum computer. Since there exist fault-tolerant next-neighbor one-dimensional quantum computation schemes using two qubits per site [18], quantum information can be transported over arbitrary distances if we replace all single-qubit links in our lattice by two-qubit links.

IV. CONCLUSION

We have proposed an alternative way of looking at the problem of entangling two distant stations in a noisy quantum network to overcome the main drawbacks of the usual one-dimensional repeaters, namely the need for good quantum memories or for fault-tolerant operations via complicated concatenated quantum codes. This is achieved by cor-

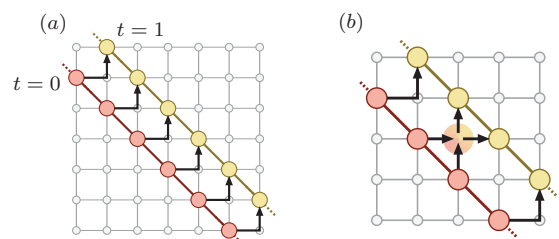


FIG. 5. (Color online) One-dimensional quantum computer embedded in a lattice: (a) two teleportations transport the quantum computer between time t and $t+1$, and (b) two-qubit gates can be applied on neighboring qubits.

recting the quantum errors in two distinct ways: the high connectivity of the network allows us to gain information on the bit-flip errors and consequently to suppress most of them, while a somewhat “classical” encoding prevents the phase errors from propagating. For any realistic network size, we need only a relatively small number of qubits at each station (≤ 40), while the tolerable error probability for the various quantum operations is of the order of the percent. Furthermore, not much effort has to be put into the storage of the qubits since the proposed scheme is a one-shot process involving efficient classical algorithms.

ACKNOWLEDGMENTS

We thank J. Preskill for fruitful comments concerning Appendix B. This work has been supported by the QCCC program of the Elite Network of Bavaria (ENB), the EU projects COVAQIAL and SCALA, and the DFG-Forschergruppe 635.

APPENDIX A: ERROR MODEL

In this appendix, we describe a general error model independent of the physical realization of the system (see below for one possible implementation with photons), in which the major errors are as follows: (i) the infidelity $1 - F_0$ of the elementary entangled pairs ρ , with $F_0 = \langle \Phi^+ | \rho | \Phi^+ \rangle$; (ii) a local two-qubit gate error probability β and a local measurement error probability δ ; and (iii) the memory error $\mu \approx \gamma T_0$ for a storage time T_0 , assuming T_0 to be the time scale for generating encoded Bell pairs between neighboring stations.

We use the depolarizing channel for describing an error on a two-qubit gate O_{12}^{ideal} , see Ref. [1],

$$\rho \mapsto O_{12}[\rho] = (1 - \beta)O_{12}^{\text{ideal}}[\rho] + \frac{\beta}{4}\mathbb{1}_{12} \otimes \text{tr}_{12}[\rho], \quad (\text{A1})$$

and the following POVM for an imperfect measurement on a single qubit:

$$\begin{aligned} P_0^\delta &= (1 - \delta)|0\rangle\langle 0| + \delta|1\rangle\langle 1|, \\ P_1^\delta &= (1 - \delta)|1\rangle\langle 1| + \delta|0\rangle\langle 0|. \end{aligned} \quad (\text{A2})$$

Equivalently, we can model an imperfect measurement on one qubit by applying the effective depolarizing channel

$$O_1^{2\delta}[\rho] = (1 - 2\delta)\rho + \delta\mathbb{1}_1 \otimes \text{tr}_1[\rho] \quad (\text{A3})$$

followed by a perfect measurement. Even though the error probability for this channel is 2δ , the probability to get a wrong measurement outcome is only δ . Finally, the result of an imperfect memory is modeled by the same depolarizing channel, with error probability μ . If the initial fidelity F_0 is not very close to unity, we may use the idea of (nested) entanglement pumping [2] to efficiently pump the Bell pairs to a higher fidelity. This is only limited by the imperfections of local operations and the decoherence of the qubits, and can lead to a fidelity $F'_0 \approx 1 - \frac{5}{4}\beta - \frac{3}{4}\mu$; see [17].

Accumulated error on the physical qubits. With the condition that all operations are performed fault tolerantly, we

can estimate the total error probability that is accumulated on an individual physical qubit during the creation of a long-distance entangled pair. First, the probabilities for bit-flip and phase errors [22] associated with the entanglement purification, the local encoding, the CNOT gate, and the quantum teleportation is approximately given by $4\beta + 2\delta + \mu/2$. Then, m repeated parity check measurements may introduce bit-flip and phase errors with probability $m\beta/2$. For $m=3$ rounds, the effective measurement error probability is about $\beta^2/2 + 3(\beta + \delta)^2$. Since *one* measurement error is equivalent to *two* bit-flip errors in two connected edges, the measurement error of order $(\beta + \delta)^2$ can be conservatively counted as a bit-flip error of order $\beta + \delta$. Finally, if we assume $\beta \approx \delta \approx \mu$, we find that the accumulated probabilities for bit-flip and phase errors are $\varepsilon \equiv \varepsilon_b \approx \varepsilon_p \lesssim 8.5\beta$.

Implementation with photons. The most important scenario at the moment to implement our ideas is the one in which photons carry the quantum information. Just to give an example of how our scheme applies in that case, let us consider the setup of [19,20], where entanglement is generated between two atoms by sending photons. The photons travel through optical fibers and then interfere at a 50%-50% beam splitter, with the outputs detected by single-photon detectors. Post-selection on the detection events insures having remote entanglement, but since this is a probabilistic process, the time required to create all the links scales logarithmically with the size of the lattice [23], so efficient quantum memories are needed. However, this last requirement can be relaxed in two-dimensional quantum networks: one can fix a constant time (independent of N) for the preparation of the links, and then create the separable state $|\Phi^+\rangle\langle\Phi^+| + |\Psi^+\rangle\langle\Psi^+|$ wherever the entanglement generation failed. This results in a slightly higher bit-flip error probability, which can then be suppressed using our protocol.

APPENDIX B: COMPARISON WITH THE ERROR RECOVERY IN PLANAR CODES

The identification of erroneous edges in our model of quantum networks is very similar to the error correction for the planar code ([9], Sec. IV), since in both cases we are looking for a minimal set of edges that match a syndrome pattern. In fact, since we consider the regime of small bit-flip error probability, the most probable configurations that lead to a given pattern of plaquettes are the ones that contain the fewest errors. Hence, a crucial step of the error correction is to find a coupling of the syndrome plaquettes that globally minimizes the distance between any two paired “defects.” These paired defects have then to be connected by a path of minimal length, which is in general not unique. Since all such paths are equally probable, the choice of the right one is ambiguous and loops of wrongly inferred edges may be created. If the error probability ε_b is too large, these loops proliferate and eventually give rise to a chain that stretches from one boundary to another, suppressing any long-distance correlation. In an infinite square lattice this happens if ε_b is larger than the critical value

$$\varepsilon_b^* \approx 0.1094, \quad (\text{B1})$$

which has been numerically calculated via a mapping to the two-dimensional random-bond Ising model [21].

At this point, a basic difference between the two models has to be pointed out: in the planar code, homologically trivial loops do not affect the state used as quantum memory, while noncontractible ones induce a logical error. In our quantum network, however, a contractible loop also affects the final state if one of the destination stations lies in its inside, since the wrong bit-flip error correction is applied to it. In that sense, the destination stations in our model can be viewed as punched holes in the planar code, which are used to encode logical qubits.

This observation removes part of the ambiguity concerning the choice of the path that connects two defects: it has to

follow (as well as possible) a straight line. For the syndrome pattern shown in Fig. 2(c), for instance, one can easily verify that the path “ $\rightarrow\uparrow\rightarrow$ ” (starting from the bottom-left plaquette) minimizes the average number \bar{n} of sites that infer a wrong error correction,

$$\bar{n}(\rightarrow\uparrow\rightarrow) = 2/3, \quad (\text{B2a})$$

while we have for the two other possible paths

$$\bar{n}(\uparrow\rightarrow\rightarrow) = \bar{n}(\rightarrow\rightarrow\uparrow) = 1. \quad (\text{B2b})$$

-
- [1] H.-J. Briegel, W. Dür, J. I. Cirac, and P. Zoller, *Phys. Rev. Lett.* **81**, 5932 (1998).
- [2] W. Dür, H.-J. Briegel, J. I. Cirac, and P. Zoller, *Phys. Rev. A* **59**, 169 (1999).
- [3] L. I. Childress, J. M. Taylor, A. Sørensen, and M. D. Lukin, *Phys. Rev. A* **72**, 052330 (2005).
- [4] L. Hartmann, B. Kraus, H.-J. Briegel, and W. Dür, *Phys. Rev. A* **75**, 032310 (2007).
- [5] A. Acín, J. I. Cirac, and M. Lewenstein, *Nat. Phys.* **3**, 256 (2007).
- [6] S. Perseguers, J. I. Cirac, A. Acín, M. Lewenstein, and J. Wehr, *Phys. Rev. A* **77**, 022308 (2008).
- [7] E. Knill and R. Laflamme, e-print arXiv:quant-ph/9608012.
- [8] L. Jiang, J. M. Taylor, K. Nemoto, W. J. Munro, R. V. Meter, and M. D. Lukin, e-print arXiv:quant-ph/0809.3629.
- [9] E. Dennis, A. Kitaev, A. Landahl, and J. Preskill, *J. Math. Phys.* **43**, 4452 (2002).
- [10] J. Edmonds, *Can. J. Math.* **17**, 449 (1965).
- [11] C. H. Bennett, G. Brassard, S. Popescu, B. Schumacher, J. A. Smolin, and W. K. Wootters, *Phys. Rev. Lett.* **76**, 722 (1996).
- [12] M. Ohzeki, e-print arXiv:cond-mat/0706.2052.
- [13] K. G. H. Vollbrecht and R. F. Werner, *Phys. Rev. A* **64**, 062307 (2001).
- [14] N. Gisin, G. Ribordy, W. Tittel, and H. Zbinden, *Rev. Mod. Phys.* **74**, 145 (2002).
- [15] D. Gottesman, *Phys. Rev. A* **57**, 127 (1998).
- [16] E. Knill, *Nature* **434**, 39 (2005).
- [17] L. Jiang, J. M. Taylor, A. S. Sørensen, and M. D. Lukin, *Phys. Rev. A* **76**, 062323 (2007).
- [18] A. M. Stephens, A. G. Fowler, and L. C. L. Hollenberg, *Quantum Inf. Comput.* **8**, 330 (2008).
- [19] C. Cabrillo, J. I. Cirac, P. García-Fernández, and P. Zoller, *Phys. Rev. A* **59**, 1025 (1999).
- [20] D. L. Moehring, P. Maunz, S. Olmschenk, K. C. Younge, D. N. Matsukevich, L.-M. Duan, and C. Monroe, *Nature* **449**, 68 (2007).
- [21] A. Honecker, M. Picco, and P. Pujol, *Phys. Rev. Lett.* **87**, 047201 (2001).
- [22] We conservatively count errors associated with Pauli operator Y as both bit-flip and phase errors.
- [23] Suppose that each attempt to prepare a link fails with probability q . After r repeated attempts, this probability is reduced to q^r , and the L links of the network are successfully created with probability $(1-q^r)^L$, which is exponentially close to 1 for $r > \ln(L)/\ln(1/q)$.